

Sr No	Particulars		DSPGEFOF		DSPBFSF		DSPNS250Q50IF		DSPMTCF		DSPNHCTEF	DSPUSTFOF		DSPS&PLRETF
			Regular	Direct	Regular	Direct	Regular	Direct	Regular	Direct	Direct	Regular	Direct	Direct
1.1	Unit Capital at the beginning of the half year / period	[Rs. in Crores]												
1.2	Unit Capital at the end of the half year / period	[Rs. in Crores]	4.48	15.09	507.26	52.54	19.61	42.35	769.86	44.14	0.68	3.69	69.28	10.43
2	Reserves and Surplus	[Rs. in Crores]	0.37	1.27	(3.61)	(0.12)	0.01	0.09	(4.19)	(0.12)	7.58	0.04	0.79	0.02
3.1	Total Net Assets at the beginning of the half year / period	[Rs. in Crores]	^^	^^	^^	^^	^^	^^	^^	^^	^^	^^	^^	^^
3.2	Total Net Assets at the end of the half year / period	[Rs. in Crores]	4.85	16.36	503.65	52.42	19.62	42.44	765.67	44.02	8.26	3.73	70.07	10.45
4.1	NAV at the beginning of the half year / period													
	Growth	[Rs. Per unit]	^^	^^	^^	^^	^^	^^	^^	^^	^^	^^	^^	^^
	Daily Reinvestment of Income Distribution cum Capital Withdrawal option (IDCW)	[Rs. Per unit]	^^	^^	^^	^^	^^	^^	^^	^^	^^	^^	^^	^^
	Weekly Payout/Reinvestment of Income Distribution cum Capital Withdrawal option (IDCW)	[Rs. Per unit]	^^	^^	^^	^^	^^	^^	^^	^^	^^	^^	^^	^^
	Monthly Payout/Reinvestment of Income Distribution cum Capital Withdrawal option (IDCW)	[Rs. Per unit]	^^	^^	^^	^^	^^	^^	^^	^^	^^	^^	^^	^^
	Quarterly Payout/Reinvestment of Income Distribution cum Capital Withdrawal option (IDCW)	[Rs. Per unit]	^^	^^	^^	^^	^^	^^	^^	^^	^^	^^	^^	^^
	Payout/Reinvestment of Income Distribution cum Capital Withdrawal option (IDCW)	[Rs. Per unit]	^^	^^	^^	^^	^^	^^	^^	^^	^^	^^	^^	^^
	Unclaimed Redemption	[Rs. Per unit]	^^	^^	^^	^^	^^	^^	^^	^^	^^	^^	^^	^^
	Unclaimed Redemption greater than 3 years	[Rs. Per unit]	^^	^^	^^	^^	^^	^^	^^	^^	^^	^^	^^	^^
	Unclaimed income Distribution cum Capital Withdrawal	[Rs. Per unit]	^^	^^	^^	^^	^^	^^	^^	^^	^^	^^	^^	^^
	Unclaimed income Distribution cum Capital Withdrawal greater than 3 years	[Rs. Per unit]	^^	^^	^^	^^	^^	^^	^^	^^	^^	^^	^^	^^
4.2	NAV at the end of the half year / period													
	Growth	[Rs. Per unit]	10.8266	10.8425	9.929	9.977	10.0031	10.0218	9.946	9.972	120.6701	10.1138	10.1139	1001.9914
	Daily Reinvestment of Income Distribution cum Capital Withdrawal option (IDCW)	[Rs. Per unit]	NA	NA	NA	NA	NA	NA	NA	NA	NA	NA	NA	NA
	Weekly Payout/Reinvestment of Income Distribution cum Capital Withdrawal option (IDCW)	[Rs. Per unit]	NA	NA	NA	NA	NA	NA	NA	NA	NA	NA	NA	NA
	Monthly Payout/Reinvestment of Income Distribution cum Capital Withdrawal option (IDCW)	[Rs. Per unit]	NA	NA	NA	NA	NA	NA	NA	NA	NA	NA	NA	NA
	Quarterly Payout/Reinvestment of Income Distribution cum Capital Withdrawal option (IDCW)	[Rs. Per unit]	NA	NA	NA	NA	NA	NA	NA	NA	NA	NA	NA	NA
	Payout/Reinvestment of Income Distribution cum Capital Withdrawal option (IDCW)	[Rs. Per unit]	10.8266	10.8425	9.929	9.977	10.0031	10.0218	9.946	9.972	NA	10.1138	10.1139	NA
	Unclaimed Redemption	[Rs. Per unit]	NA	NA	NA	NA	NA	NA	NA	NA	NA	NA	NA	NA
	Unclaimed Redemption greater than 3 years	[Rs. Per unit]	NA	NA	NA	NA	NA	NA	NA	NA	NA	NA	NA	NA
	Unclaimed income Distribution cum Capital Withdrawal	[Rs. Per unit]	NA	NA	NA	NA	NA	NA	NA	NA	NA	NA	NA	NA
	Unclaimed income Distribution cum Capital Withdrawal greater than 3 years	[Rs. Per unit]	NA	NA	NA	NA	NA	NA	NA	NA	NA	NA	NA	NA
4.3	IDCW paid per unit during the half-year / period--	[Rs.]												
	Daily Reinvestment of Income Distribution cum Capital Withdrawal option (IDCW)	[Rs.]	NA	NA	NA	NA	NA	NA	NA	NA	NA	NA	NA	NA
	Weekly Payout/Reinvestment of Income Distribution cum Capital Withdrawal option (IDCW)	[Rs.]	NA	NA	NA	NA	NA	NA	NA	NA	NA	NA	NA	NA
	Monthly Payout/Reinvestment of Income Distribution cum Capital Withdrawal option (IDCW)	[Rs.]	NA	NA	NA	NA	NA	NA	NA	NA	NA	NA	NA	NA
	Quarterly Payout/Reinvestment of Income Distribution cum Capital Withdrawal option (IDCW)	[Rs.]	NA	NA	NA	NA	NA	NA	NA	NA	NA	NA	NA	NA
	Payout/Reinvestment of Income Distribution cum Capital Withdrawal option (IDCW)	[Rs.]	-	-	-	-	-	-	-	-	NA	-	-	NA
INCOME														
5.1	Dividend	[Rs. in Crores]	-	-	0.84	-	0.23	-	0.88	-	0.02	-	-	-
5.2	Interest**	[Rs. in Crores]	0.02	-	2.86	-	0.10	-	3.35	-	0.01	-	-	0.02
5.3	Profit/(Loss) on sale/redemption of investments (other than inter-scheme transfer/sale)	[Rs. in Crores]	0.21	-	(4.08)	-	0.01	-	-	-	@@-	-	-	-
5.4	Profit/(Loss) on inter-scheme transfer/sale of investments	[Rs. in Crores]	-	-	-	-	-	-	-	-	-	-	-	-
5.5	Other Income (indicating nature)**	[Rs. in Crores]	1.34	-	0.45	-	(0.43)	-	(4.90)	-	0.47	0.55	-	-
5.6	Total Income (5.1 to 5.5)	[Rs. in Crores]	1.57	-	0.07	-	(0.09)	-	(0.67)	-	0.50	0.63	-	0.02
EXPENSES														
6.1	Expenses													
	-Commission	[Rs. in Crores]	0.01	-	2.24	-	0.03	-	1.82	-	-	@@-	-	-
	-Other Expenses ###	[Rs. in Crores]	@@-	0.01	1.06	0.19	0.04	0.08	1.27	0.12	0.01	@@-	0.03	@@-
6.2	Management Fees	[Rs. in Crores]	@@-	@@-	0.90	0.13	@@-	0.01	0.59	0.05	@@-	@@-	@@-	-
6.3	Trustee Fees	[Rs. in Crores]	-	-	@@-	@@-	@@-	@@-	@@-	@@-	@@-	@@-	@@-	-
6.4	Total Recurring Expenses (including 6.1, 6.2 and 6.3) ###	[Rs. in Crores]	0.01	0.01	4.20	0.32	0.07	0.09	3.68	0.17	0.01	@@-	0.03	@@-
6.5	Percentage of Management Fees to daily net assets at plan level for the half year [% p.a.]		0.00%	0.00%	0.61%	0.59%	0.10%	0.10%	0.51%	0.51%	0.06%	0.04%	0.04%	0.00%
6.6	Total Recurring expenses as a percentage of daily net assets at plan level for the half year [% p.a.]		0.52%	0.13%	2.34%	0.79%	0.99%	0.29%	2.26%	0.70%	0.20%	0.20%	0.15%	0.40%
7.1	Returns during the half-year (absolute) [(+) (-)] **		NA	NA	NA	NA	NA	NA	NA	NA	NA	NA	NA	NA
	Returns during the half-year (absolute) [(+) (-)] - Benchmark		NA	NA	NA	NA	NA	NA	NA	NA	NA	NA	NA	NA
7.2	Compounded Annualised yield in case of schemes in existence for more than 1 Year**													
	(i) Last 1 year [%]		NA	NA	NA	NA	NA	NA	NA	NA	NA	NA	NA	NA
	(i) Last 1 year [%] - Benchmark		NA	NA	NA	NA	NA	NA	NA	NA	NA	NA	NA	NA
	(ii) Last 3 years [%]		NA	NA	NA	NA	NA	NA	NA	NA	NA	NA	NA	NA
	(ii) Last 3 years [%] - Benchmark		NA	NA	NA	NA	NA	NA	NA	NA	NA	NA	NA	NA
	(iii) Last 5 years [%]		NA	NA	NA	NA	NA	NA	NA	NA	NA	NA	NA	NA
	(iii) Last 5 years [%] - Benchmark		NA	NA	NA	NA	NA	NA	NA	NA	NA	NA	NA	NA
	(iv) Since launch of the scheme [%] @		#8.27%	#8.42%	#(0.71)%	#(0.23)%	#0.03%	#0.22%	#(0.54)%	#(0.28)%	#6.19%	#1.14%	#1.14%	#0.07%
	(iv) Since launch of the scheme [%] - Benchmark		#9.95%	#9.95%	#(1.00)%	#(1.00)%	#0.10%	#0.10%	#2.03%	#2.03%	#6.26%	#1.37%	#1.37%	#0.10%
7.3	Launch date @		17-Nov-23	17-Nov-23	08-Dec-23	08-Dec-23	26-Dec-23	26-Dec-23	30-Jan-24	30-Jan-24	01-Feb-24	18-Mar-24	18-Mar-24	27-Mar-24
7.4	Benchmark Index		Domestic Price of Physical Gold(based on London Bullion Market Association (LBMA) gold daily spot fixing price)		Nifty Financial Services TRI		Nifty Smallcap250 Quality 50 TRI		Nifty 500 Multicap 50:25:25 TRI		Nifty Healthcare TRI	S&P U.S. Treasury Bond Index		S&P BSE Liquid Rate Index
8	Provision for Doubtful Income/Debts	[Rs. in Crores]												
9	Payments to associate/group companies (if applicable - Refer Note 3(a))	[Rs. in Crores]			Refer Annexure 4		Refer Annexure 4		Refer Annexure 4		Refer Annexure 4		Refer Annexure 4	Refer Annexure 4
10	Investments made in associate/group companies (if applicable) ³⁵⁵	[Rs. in Crores]						2.73						

Notes:

- NA : Not applicable
- # If the scheme / Plan has not completed one year, simple annualised returns are computed in case of Fixed Income Schemes and absolute returns for Equity schemes.
- ^^ This Plan / Scheme was launched during the current half-yearly period and hence there are no unit balances, net assets and NAV per unit at the beginning of the period.
- As required by Para 6.14.2.2 of SEBI Master Circular SEBI/HO/IMD/IMD-PoD-1/P/CIR/2023/74 dated May 19, 2023 , the fund has used the Total Return Index to compute benchmark returns against erstwhile practice of using Price Return Index.
- ** Returns are calculated for growth options, except in DSPFCF (Regular) and DSPNDRLETF (Erstwhile known as DSPLETF) where returns are calculated for "Income Distribution cum Capital Withdrawal option (IDCW)" and "Daily Income Distribution cum Capital Withdrawal option (IDCW)" Option respectively, assuming reinvestment of gross income distribution.
- The "Returns" shown above do not take into account the entry load, if any. Hence, the actual "Returns" would be lower than those shown above.
- Returns are calculated on the basis of declared NAV.
- Absolute Returns during the half year not computed for schemes / plans launched/matured during the current half year.
- Returns are calculated till date of maturity for schemes/plans matured during the half year.
- In case of allotment date is a non-business day, the benchmark returns are computed using the latest available benchmark value on the allotment date
- ⊙ As prescribed by SEBI, the "since launch" returns are calculated on Rs. 10.00 / Rs. 1000.00 (face value) invested at inception, however when Direct Plan was launched for the first time, NAV of corresponding option(s) under Regular/Institutional Plan is considered (under which the subscription/switch in/SIP/STP-ins is available). Further, in case of ETFs the returns are computed on the basis of declared NAV on the date of allotment
- The launch date is deemed to be the date of allotment /first day on which plan has received subscription.
- ^^^ The benchmark assumes quarterly rebalancing.
- + Performance has not been compared for periods where historical data for the adopted benchmark is not available.
- Other income includes Security Lending fees, load income, unrealised gain/loss on investment including derivatives & in case of DSPWGF(Erstwhile known as DSPWGF), DSPWEF,DSPWMF,DSPWAF, DSPUSFEF, DSPNRNEF, DSPGAF(Erstwhile known as DSPGAF),DSPHF, DSPVF, DSPGIFO, DSPUSTFOF & DSPMAF includes foreign exchange gain / (loss).
- ++ Only purchase transactions are considered.
- \$\$\$ Interest includes discount/amortization income and borrowing cost to the extent charged to the scheme. Interest income in respect of all interest bearing investments is accrued on a day to day basis as it is earned based on coupon rate in accordance with clause C of the Ninth schedule of SEBI (MUTUAL FUNDS) REGULATIONS, 1996. Interest income represents interest income on financial asset measured through profit & loss
- *** Amount below Rs. 50,000/-
- ⊙-# The other expense of unclaimed plan includes amount transferred to investor education fund as required by the SEBI circular no. SEBI/HO/IMD/DF2/CIR/P/2016/37 dated February 25, 2016 and the same is not considered for computing total expense ratio of the plan except brokerage & transaction costs over and above the 12 bps and 5 bps for cash market transactions and derivatives transactions respectively, if any.
- In accordance with clause 10.1.14 of SEBI Master circular SEBI/HO/IMD/IMD-PoD-1/P/CIR/2023/74 dated May 19, 2023, brokerage and transaction costs incurred for the purpose of execution of trades has been charged to the schemes as per Regulation 52 (6A) (a) with effect from April 1, 2023. Prior to April 1, 2023, the brokerage & Transaction cost up 12 Bps in case of cash market transactions used to get capitalised in the cost of investment.
- ### The other expenses and total recurring expenses includes all the transaction cost associated with the investments / divestments including derivatives. Such transaction cost has been excluded while disclosing the total expense ratio of the plan except brokerage & transaction costs over and above the 12 bps and 5 bps for cash market transactions and derivatives transactions respectively if any.
- As on March 31, 2024 DSP Liquidity Fund includes the investmet by Investor Education Fund of DSP Mutual Fund to the tune of Rs. 23.51 crores.

There is a change in Benchmark for the last 3 years for the following schemes

Scheme Short name	Old Benchmark	New Benchmark	Effective from
DSPGF	ICICI Securities Li-Bex (I-Sec Li-BEX)	Crisil Dynamic Gilt Index	29-Oct-21
DSPVF	Nifty 500 TRI	Nifty 500 Value 50 TRI	01-Dec-21
DSPMCF	Nifty Midcap 100 Index TRI	Nifty Midcap 150 TRI	01-Dec-21
DSPSCF	S&P BSE SMALL CAP TRI	S&P BSE 250 Small Cap TRI	01-Dec-21
DSPFF	S&P BSE 200 TRI	Nifty 500 TRI	01-Dec-21
DSPESF	30% Nifty 500 TRI + 70% CRISIL Liquid Fund Index	Nifty Equity Savings Index	01-Dec-21
DSPDAAF	CRISIL Hybrid 35+65 Aggressive Index	CRISIL Hybrid 50+50 - Moderate Index	06-Dec-21
DSPVF	Nifty 500 Value 50 TRI	Nifty 500 TRI	31-Dec-21
DSPDF	CRISIL Overnight Index	CRISIL Overnight Fund All Index	01-Apr-22
DSPSTF	CRISIL Short Term Bond Fund Index	CRISIL Short Duration Fund All Index	01-Apr-22
DSPFRF	CRISIL Short Term Gilt Index	CRISIL Short Term Bond Fund Index	01-Apr-22
DSPLF	CRISIL Liquid Fund Index	CRISIL Liquid Fund BI Index	01-Apr-22
DSPUSF	CRISIL Ultra Short Term Debt Index	CRISIL Ultra Short Duration Fund BI Index	01-Apr-22
DSPLDF	NIFTY Low Duration Debt Index	NIFTY Low Duration Debt Index B-I	01-Apr-22
DSPSF	CRISIL Money Market Index	CRISIL Money Market Fund BI Index	01-Apr-22
DSPBF	CRISIL Medium Term Debt Index	CRISIL Medium Duration Fund BIII Index	01-Apr-22
DSPCBF	CRISIL Composite Bond Fund Index	CRISIL Corporate Bond Fund BIII Index	01-Apr-22
DSPSBF	CRISIL Composite Bond Fund Index	CRISIL Dynamic Bond Fund BIII Index	01-Apr-22
DSPCRF	CRISIL Short Term Credit Risk Index	CRISIL Credit Risk Fund CIII Index	01-Apr-22
DSPGAF(Erstwhile known as DSPGAF)	36% S&P 500 Composite, 24% FTSE World (ex-US), 24% ML US Treasury Current 5 Year, 16% Citigroup Non-USD World Government Bond Index	MSCI ACWI Net total returns index	28-Dec-23
DSPITF	S&P BSE 100 TRI	S&P BSE India Infrastructure TRI	01-Feb-23
DSPLF	CRISIL Liquid Fund BI Index	CRISIL Liquid Debt A-I Index	12-Mar-24
DSPUSF	CRISIL Ultra Short Duration Debt B-I Index	CRISIL Ultra Short Duration Debt A-I Index	12-Mar-24
DSPLDF	NIFTY Low Duration Debt Index B-I	NIFTY Low Duration Debt Index A-I	12-Mar-24
DSPSF	CRISIL Money Market B-I Index	CRISIL Money Market A-I Index	12-Mar-24
DSPBF	CRISIL Medium Duration Debt B-III Index	CRISIL Medium Duration Debt A-III Index	12-Mar-24
DSPCBF	CRISIL Corporate Bond B-III Index	CRISIL Corporate Debt A-II Index	12-Mar-24
DSPBPDF	NIFTY Banking & PSU Debt Index	Nifty Banking & PSU Debt Index A-II	12-Mar-24
DSPCRF	CRISIL Credit Risk Debt CIII Index	CRISIL Credit Risk Debt B-II Index	12-Mar-24
DSPSBF	CRISIL Dynamic Bond B-III Index	CRISIL Dynamic Bond A-III Index	12-Mar-24
DSPFRF	CRISIL Short Term Bond Fund Index	CRISIL Short Duration Debt A-II Index	12-Mar-24

(Refer Annexure 6 for Risk-o-meter of scheme and benchmark)

Income distributed per unit during the half year includes following income distribution per unit where the record dates were on or before September 30, 2023 with Ex-date on or after October 1, 2023:

Scheme short name	Plan (Option)	Rs. Per unit
DSPEBF	Direct Income Distribution cum Capital Withdrawal option (IDCW)	0.200000
	Regular Income Distribution cum Capital Withdrawal option (IDCW)	0.200000
DSPESF	Direct Income Distribution cum Capital Withdrawal option (IDCW)	0.190000
	Regular Income Distribution cum Capital Withdrawal option (IDCW)	0.190000

Income distributed per unit during the half year includes following income distribution per unit where the record dates were on or before March 31, 2024 with Ex-date on or after April 1, 2024:

Scheme short name	Plan (Option)	Rs. Per unit
DSPGF	Direct Income Distribution cum Capital Withdrawal option (IDCW)	0.700400
DSPGF	Regular Income Distribution cum Capital Withdrawal option (IDCW)	0.658700
DSPSF	Direct Income Distribution cum Capital Withdrawal option (IDCW)	0.424400
DSPSF	Regular Income Distribution cum Capital Withdrawal option (IDCW)	0.409500
DSPRSF	Direct Quarterly Income Distribution cum Capital Withdrawal option (IDCW)	0.232419
DSPRSF	Regular Quarterly Income Distribution cum Capital Withdrawal option (IDCW)	0.232419
DSPBF	Direct Income Distribution cum Capital Withdrawal option (IDCW)	0.902800
DSPBF	Regular Income Distribution cum Capital Withdrawal option (IDCW)	0.853700
DSPSTF	Direct Income Distribution cum Capital Withdrawal option (IDCW)	0.897100
DSPSTF	Regular Income Distribution cum Capital Withdrawal option (IDCW)	0.823600
DSPUSF	Direct Income Distribution cum Capital Withdrawal option (IDCW)	19.039500
DSPUSF	Regular Income Distribution cum Capital Withdrawal option (IDCW)	17.019300
DSPCRF	Direct Income Distribution cum Capital Withdrawal option (IDCW)	1.883100
DSPCRF	Direct Quarterly Income Distribution cum Capital Withdrawal option (IDCW)	0.213500
DSPCRF	Regular Income Distribution cum Capital Withdrawal option (IDCW)	1.777600
DSPCRF	Regular Quarterly Income Distribution cum Capital Withdrawal option (IDCW)	0.192300
DSPBPDF	Direct Income Distribution cum Capital Withdrawal option (IDCW)	0.782700
DSPBPDF	Direct Quarterly Income Distribution cum Capital Withdrawal option (IDCW)	0.229500
DSPBPDF	Regular Income Distribution cum Capital Withdrawal option (IDCW)	0.759800
DSPBPDF	Regular Quarterly Income Distribution cum Capital Withdrawal option (IDCW)	0.223500
DSP10YGF	Direct Income Distribution cum Capital Withdrawal option (IDCW)	0.882000
DSP10YGF	Direct Quarterly Income Distribution cum Capital Withdrawal option (IDCW)	0.256700
DSP10YGF	Regular Income Distribution cum Capital Withdrawal option (IDCW)	0.844400
DSP10YGF	Regular Quarterly Income Distribution cum Capital Withdrawal option (IDCW)	0.252800
DSPLDF	Direct Quarterly Income Distribution cum Capital Withdrawal option (IDCW)	0.183100
DSPLDF	Regular Quarterly Income Distribution cum Capital Withdrawal option (IDCW)	0.174600
DSPSBF	Regular Income Distribution cum Capital Withdrawal option (IDCW)	122.825800
DSPCBF	Regular Quarterly Income Distribution cum Capital Withdrawal option (IDCW)	0.184200
DSPCBF	Regular Income Distribution cum Capital Withdrawal option (IDCW)	0.785600
DSPCBF	Direct Quarterly Income Distribution cum Capital Withdrawal option (IDCW)	0.202200
DSPCBF	Direct Income Distribution cum Capital Withdrawal option (IDCW)	0.817100
DSPESF	Regular Quarterly Income Distribution cum Capital Withdrawal option (IDCW)	0.200000
DSPESF	Direct Quarterly Income Distribution cum Capital Withdrawal option (IDCW)	0.200000
DSPGF	Regular Monthly Income Distribution cum Capital Withdrawal option (IDCW)	0.089500
DSP10YGF	Regular Monthly Income Distribution cum Capital Withdrawal option (IDCW)	0.071500
DSP10YGF	Direct Monthly Income Distribution cum Capital Withdrawal option (IDCW)	0.072200
DSPSF	Regular Monthly Income Distribution cum Capital Withdrawal option (IDCW)	0.072900
DSPBF	Regular Monthly Income Distribution cum Capital Withdrawal option (IDCW)	0.067700
DSPSTF	Regular Monthly Income Distribution cum Capital Withdrawal option (IDCW)	0.072100
DSPBPDF	Regular Monthly Income Distribution cum Capital Withdrawal option (IDCW)	0.077200
DSPBPDF	Direct Monthly Income Distribution cum Capital Withdrawal option (IDCW)	0.079200
DSPGF	Direct Monthly Income Distribution cum Capital Withdrawal option (IDCW)	0.094900
DSPSF	Direct Monthly Income Distribution cum Capital Withdrawal option (IDCW)	0.075200
DSPBF	Direct Monthly Income Distribution cum Capital Withdrawal option (IDCW)	0.071100
DSPSTF	Direct Monthly Income Distribution cum Capital Withdrawal option (IDCW)	0.078100
DSPUSF	Direct Monthly Income Distribution cum Capital Withdrawal option (IDCW)	6.976800
DSPCRF	Direct Monthly Income Distribution cum Capital Withdrawal option (IDCW)	0.084900
DSPUSF	Regular Monthly Income Distribution cum Capital Withdrawal option (IDCW)	6.329800
DSPCRF	Regular Monthly Income Distribution cum Capital Withdrawal option (IDCW)	0.078300
DSPLDF	Regular Monthly Income Distribution cum Capital Withdrawal option (IDCW)	0.067700
DSPLDF	Direct Monthly Income Distribution cum Capital Withdrawal option (IDCW)	0.078000
DSPSBF	Direct Monthly Income Distribution cum Capital Withdrawal option (IDCW)	8.183600
DSPSBF	Regular Monthly Income Distribution cum Capital Withdrawal option (IDCW)	7.567600
DSPCBF	Direct Monthly Income Distribution cum Capital Withdrawal option (IDCW)	0.070300
DSPCBF	Regular Monthly Income Distribution cum Capital Withdrawal option (IDCW)	0.068200
DSPRSF	Regular Monthly Income Distribution cum Capital Withdrawal option (IDCW)	0.075106
DSPRSF	Direct Monthly Income Distribution cum Capital Withdrawal option (IDCW)	0.075106
DSPEBF	Direct Income Distribution cum Capital Withdrawal option (IDCW)	0.200000
DSPEBF	Regular Income Distribution cum Capital Withdrawal option (IDCW)	0.200000
DSPDAAF	Direct Monthly Income Distribution cum Capital Withdrawal option (IDCW)	0.050000
DSPDAAF	Regular Monthly Income Distribution cum Capital Withdrawal option (IDCW)	0.050000
DSPESF	Direct Monthly Income Distribution cum Capital Withdrawal option (IDCW)	0.066929
DSPESF	Regular Monthly Income Distribution cum Capital Withdrawal option (IDCW)	0.066929
DSPAF	Direct Monthly Income Distribution cum Capital Withdrawal option (IDCW)	0.030000
DSPAF	Regular Monthly Income Distribution cum Capital Withdrawal option (IDCW)	0.030000
DSPRLF	Regular Daily Reinvestment of Income Distribution cum Capital Withdrawal option (IDCW)	0.784960
DSPN1DRLETF(Erstwhile known as DSPLETF)	Direct Daily Reinvestment of Income Distribution cum Capital Withdrawal option (IDCW)	0.723717
DSPDF	Regular Daily Reinvestment of Income Distribution cum Capital Withdrawal option (IDCW)	0.761769
DSPLF	Direct Daily Reinvestment of Income Distribution cum Capital Withdrawal option (IDCW)	0.798306
DSPDF	Direct Daily Reinvestment of Income Distribution cum Capital Withdrawal option (IDCW)	0.769955

DSP MUTUAL FUND
MAFATLAL CENTRE, 10th FLOOR
NARIMAN POINT, MUMBAI - 400 021

NOTES TO HALF YEARLY RESULTS

Half yearly financial results (unaudited) from October 01, 2023 / Launch date to March 31, 2024 (pursuant to regulation 59 of The Securities and Exchange Board of India (Mutual Funds) Regulations, 1996)

1. Organisation

DSP Mutual Fund ("DSPMF" or "Fund") has been constituted as a trust on December 16, 1996 in accordance with the provisions of the Indian Trusts Act, 1882. DSP ADIKO Holdings Private Limited & DSP HMK Holdings Private Limited (collectively) are the Sponsors and DSP Trustee Private Limited ("Trustee") is the Trustee to the Fund. The Trust Deed has been registered under the Indian Registration Act, 1908. The Fund was registered with SEBI on January 30, 1997 under the Registration Code MF/036/97/7.

DSP Investment Managers Private Limited ("DSPIM") has been appointed as the Asset Management Company ("AMC") to the Fund by the Trustee, vide Investment Management Agreement (IMA) dated December 16, 1996, as amended from time to time and executed between the Trustee and the AMC.

As part of the internal restructuring of its business ("Demerger") DSPIM has demerged and transferred its asset management business to another DSP group company, DSP Asset Managers Private Limited ("DSPAM"). The Demerger, being on account of internal restructuring of business of DSPIM, have no change in the (a) ultimate ownership and control of the AMC of the Fund; (b) Sponsors & Trustee of the Fund; and (c) name of the Fund.

The Demerger had been approved by the Board of Directors of DSPIM vide resolutions dated October 21, 2021, the Board of Directors of DSPAM vide resolutions dated July 14, 2021 and the Board of Directors of Trustees vide resolutions dated October 22, 2021. The Honorable National Company Law Tribunal ("NCLT") had approved the Scheme of Demerger on October 4, 2022 and the certified copy of the Order received on October 20, 2022.

Securities and Exchange Board of India ("SEBI") vide its letter dated December 01, 2022 bearing reference no. SEBI/HO/OW/IMD/RAC2/P/2022/60211/1 ("SEBI NOC") have approved the Demerger with no objection to transfer the Asset Management Business of DSPIM to DSPAM.

The unitholders of all the schemes of the DSP Mutual Fund ("Fund") have approved the internal restructuring of Asset Management Business and consequent change of AMC from DSP Investment Managers Private Limited ("DSPIM") to DSP Asset Managers Private Limited ("DSPAM") (DSP group entity) along with the consequential changes in the Investment Management Agreement (IMA) and Trust Deed as reflected in Amended IMA and Supplemental Trust Deed, respectively.

The Demerger has been made effective from April 1, 2023, pursuant to which the asset management business has been transferred from DSPIM to DSPAM.

2. Basis of preparation:

The Securities & Exchange Board of India (SEBI) has made an amendment to Securities and Exchange Board of India (Mutual Funds) Regulations, 1996 (as amended) (the 'Regulations') vide notification dated 25 January 2022, which directs implementation of Indian Accounting Standards (Ind AS) for mutual funds from 1 April 2023. As per the amended regulation 50(1) of SEBI MF Regulations, the financial statements and accounts of the mutual fund schemes shall be prepared in accordance with Ind AS, as notified by the Companies (Indian Accounting Standards) Rules, 2015. Further, it states that in case there is any conflict between the requirements of Ind AS and Regulations and the guidelines issued thereunder, the requirements specified under the Regulations shall apply. The half yearly financial results have been prepared on a historical cost basis, except for the certain financial assets and certain financial liabilities which have been measured at fair value.

DSP Mutual fund ("Schemes") has adopted Indian Accounting Standards ("Ind AS") and have prepared the half yearly financial results in accordance with the recognition and measurement principles as per Indian Accounting Standards (IND AS) read with Companies (Indian Accounting Standards) Rules, 2015 and the Ninth Schedule of the Regulations, and the presentation and disclosure requirements of the Twelfth Schedule of the Regulations and the accounting principles generally accepted in India. The Schemes has adopted Ind AS with effect from 01 April 2023. The transition has been made in accordance with Ind AS 101 - First-time Adoption of Indian Accounting Standards. Such transition has been carried out from the erstwhile Accounting Standards issued by the Institute of Chartered Accountants of India ("ICAI") to the extent applicable, read with relevant rules issued thereunder and guidelines issued by the Securities and Exchange Board of India (Mutual Funds) Regulations, 1996. The accounting policies adopted by the Schemes for the half yearly results are in the accordance with principles of Ind AS. There is no impact on unit capital and net asset value of the Schemes as at 1 April 2023. The impact of transition has been recorded in the net assets attributable to unit holders as at 1 April 2023.

Change in accounting policy for recognition of fair value changes has been recorded in the net assets attributable to unit holders as at 1 April 2023.

3. List of schemes of DSP Mutual Fund:

Refer Annexure 1

4. Details of transactions with associates in terms of Regulation 25(8):

a) Disclosure regarding payment of commission for distribution of units and payment of brokerage for securities transactions pursuant to Para 5.14 of SEBI Master Circular SEBI/HO/IMD/IMD-PoD-1/P/CIR/2023/74 dated May 19, 2023.

i) Brokerage paid to Associates/Related Parties/Group Companies of the Sponsor/AMC by all schemes

Name of associate/related parties/group companies of Sponsor/AMC	Nature of Association /Nature of Relation	October 01, 2023/Launch date to March 31, 2024		April 01, 2023/Launch date to September 30, 2023	
		Value of transaction (inRs. Crore & % of total value of transaction of the Fund)Rs. Crore & % of total value of transaction of the Fund)	Value of transaction (inRs. Crore & % of total value of transaction of the Fund)	Value of transaction (inRs. Crore & % of total value of transaction of the Fund)Rs. Crore & % of total value of transaction of the Fund)	Value of transaction (inRs. Crore & % of total value of transaction of the Fund)
Nil					

ii) Commission paid to Associates/Related Parties/Group Companies of the Sponsor/AMC by all schemes

Name of associate/related parties/group companies of Sponsor/AMC	Nature of Association /Nature of Relation	October 01, 2023/Launch date to March 31, 2024		April 01, 2023/Launch date to September 30, 2023	
		Business given*** (Rs. Crore & % of total business received by the Fund)	Commission paid*** (Rs. Crore & % of total commission paid by the Fund)	Business given*** (Rs. Crore & % of total business received by the Fund)	Commission paid*** (Rs. Crore & % of total commission paid by the Fund)
Sonali Sudip Mandal	Employee / Relative	2.5(0.00%#)	0.03(0.01%)	0.56(0.00%#)	0.03(0.01%)
Mmerchant Finserv	Employee / Relative**	1.13(0.00%#)	0.03(0.01%)	0.42(0.00%#)	0.03(0.01%)
Growfinn Wealth Private Limited	Employee / Relative**	5.78(0.00%#)	0.15(0.04%)	2.36(0.00%#)	0.12(0.04%)
Amruta Abhijit Gujarathi	Employee / Relative	0.36(0.00%#)	0.00*(0.00%#)	0.26(0.00%#)	0.00*(0.00%#)
Keshava Murthy R.	Employee / Relative	1.24(0.00%#)	0.07(0.02%)	1.09(0.00%#)	0.06(0.02%)
Finnovate Financials	Employee / Relative**	0.27(0.00%#)	0.00*(0.00%#)	0.11(0.00%#)	0.00*(0.00%#)
Harshad V. Ashar	Employee / Relative	0.79(0.00%#)	0.04(0.01%)	0.51(0.00%#)	0.03(0.01%)
Nest-Egg Services Private Limited	Employee / Relative**	0.25(0.00%#)	0.03(0.01%)	0.56(0.00%#)	0.03(0.01%)
Samir P. Purani	Employee / Relative	0.82(0.00%#)	0.04(0.01%)	0.61(0.00%#)	0.03(0.01%)
Steadfast Services	Employee / Relative**	0.07(0.00%#)	0.01(0.00%#)	0.09(0.00%#)	0.01(0.00%#)
Neha Harshad Ashar	Employee / Relative	0.33(0.00%#)	0.00*(0.00%#)	0.11(0.00%#)	0.00*(0.00%#)
Way2Wealth Securities Private Limited	Employee / Relative**	3.78(0.00%#)	0.13(0.03%)	2.98(0.00%#)	0.12(0.04%)
Ascent Wealth	Employee / Relative**	0.12(0.00%#)	0.00*(0.00%#)	0.35(0.00%#)	0.00*(0.00%#)
Krutika Nitin Shah	Employee / Relative	0.01(0.00%#)	0.00*(0.00%#)	0.00*(0.00%#)	0.00*(0.00%#)
Devangkumar Ramanlal Modi	Employee / Relative	0.28(0.00%#)	0.00*(0.00%#)	0.13(0.00%#)	0.00*(0.00%#)

*Amount is less than Rs. 50,000

#Percentage is less than 0.005%

** - Entities in which AMC's employee/ relative have interest

*** - The business given and commission paid are at Mutual Fund level

- b) Underwriting obligations undertaken by the Schemes with respect to issue of securities by associate companies during the half year/period: Nil
c) Devolvement during the half year/period: Nil
d) Subscription by the Schemes in the issues lead managed by associate companies during the half year/period: Nil
e) Subscription to any issue of equity or debt on private placement basis where the sponsor or its associate companies have acted as arranger or manager during the half year/period: Nil

5. Expenses:

New fund offer (NFO) expenses: NFO expenses for new schemes are borne by DSP Asset Managers Private Limited (AMC).

6. Investment in foreign securities:

Scheme	Investment in foreign securities as % to net assets as at March 31, 2024
DSPWAF	99.33%
DSPMAF	18.77%
DSPUSTFOF	86.52%
DSPNRNEF	15.17%
DSPWGF(Firstwhile known as DSPWGF)	98.98%
DSPWEF	98.56%
DSPWMF	97.56%
DSPUSFEF	98.61%
DSPGAF(Firstwhile known as DSPGAF)	98.63%
DSPHF	11.53%
DSPVF	30.02%
DSPGIFOF	99.18%

7. Investment in Associates/group companies of the Sponsors or the AMC:

- a. Investment made in securities of associates of the Sponsors or the AMC during the half year/period (Rupees in Crores): Refer to Annexure 2
b. Investment made in securities of group companies of the Sponsor or the AMC during the half year/period (Rupees in Crores): Nil

8. Investments made in companies which have invested more than five percent of the net asset value of the schemes of DSP Mutual Fund in terms of Regulation 25 (11):

- Investment in companies includes investment in immediate subsidiaries. Further, information in respect of subsidiaries is restricted to latest information available in public domain.
- Investments in various schemes have been made in accordance with investment objectives of the respective scheme.
- Purchases represents purchases (including derivatives transactions, fixed deposits and inter scheme transactions) made during the period prescribed under regulation 25(11).
- Value represents closing market value of investments as on March 31, 2024.

Refer Annexure 3

9. Details of large holdings in the schemes as on March 31, 2024 (i.e., over 25% of the net assets of the schemes): Nil

10. None of the schemes have declared any bonus during the half year/period ended March 31, 2024.

11. Deferred revenue expenditure for the half year/period ended March 31, 2024 in any scheme: Nil

12. Borrowings above 10% of Net Assets of schemes during the half year/period ended March 31, 2024

Refer to Annexure 5

13. Exposure in derivatives in excess of 10% of the net assets of the schemes as at March 31, 2024:

Scheme	Position Type	Amount (Rs. In Crores)	Percentage to Net Assets
DSPDAAF	Short	1,095.12	35.60%
DSPESF	Short	307.64	31.88%
DSPAF	Short	2,722.44	71.45%

14. As per para 14.3.1 of the SEBI Master Circular SEBI/HO/IMD/IMD-PoD-1/P/CIR/2023/74 dated May 19,2023, the Fund had created separate plans in DSPSF with effect from April 22, 2016 and accordingly, entire amounts held under "Unclaimed Redemptions" and "Unclaimed Income Distribution cum Capital Withdrawal" were invested in DSPSF. The plan had separate options for unclaimed amounts up to 3 years and beyond 3 years for "Unclaimed Redemption" and Unclaimed Income Distribution cum Capital Withdrawal". Returns were disclosed for plans up to 3 years' option and not for beyond 3 years' option since the net income earned is transferred to investor education fund to be used for purpose of investor education.

Further, DSP Asset Managers Private Limited ('AMC') introduced 'Unclaimed Plan' under the DSP Overnight Fund with effect from October 29, 2021 ('Effective Date') . The Unclaimed Plan of DSP Savings Fund was discontinued and the amount as on the Effective date held in the Unclaimed Plan of DSP Savings Fund was switched to Unclaimed Plan of DSP Overnight Fund.

15. Details of securities below investment grade or that have defaulted principal or interest as of half year ended March 31, 2024.

a. **IL&FS Energy Development Company Limited and IL&FS Transportation Networks India Limited:-**

Pursuant to the rating downgrade of securities of IL&FS Energy Development Company Limited (IEDCL) and IL&FS Transportation Networks India Limited (ITNL) during FY 2018-19 and default in payment of maturity proceeds by the said issuers, the securities were classified as "below investment grade or default". Claim of INR 257 crores an INR 382 crores was admitted for IEDCL & ITNL respectively under the INSOLVENCY AND BANKRUPTCY BOARD OF INDIA REGULATIONS, 2016. On July 3, 2023 the schemes DSP FMP - Series 196 - 37M and DSP Credit Risk Fund (DSPCRF) received Interim Distribution from IEDCL. It was recognized as realized income on 6th July 2023 in DSPCRF and passed on to the investors through NAV published for 6th July 2023. Since DSP FMP - Series 196 - 37M was a close end fund which matured on August 01, 2019, the interim distribution was paid to the investors of the scheme on July 17, 2023. Further, on March 01, 2024 the said schemes received second round of Interim Distribution from IEDCL. The same was recognized as realized income and passed on to the investors through NAV published on 1st March 2024 in DSPCRF. As for DSP FMP - Series 196 - 37M, the interim distribution was paid to the investors of the scheme on March 6, 2024. Further, the schemes also received interim distribution from ITNL on October 19, 2023. This interim distribution was recognized as realized income and passed on to the investors through NAV on October 19, 2023 in case of live schemes and paid to the investors of DSP FMP - Series 195 - 36M on October 25, 2023

Any substantial future gains from these securities will be paid to investors or credited to the scheme, as the case may be. The decision to distribute and determination of the 'substantial' amount shall be taken by DSP Trustee Private Limited.

Details of the securities in case of which issuer has defaulted beyond its maturity date.

Scheme Short Name	Security issued by	ISIN	Value considered under net receivables (i.e. value recognized in NAV in absolute terms and as % to NAV) (Rs. In Crores)		Total amount (including principal and interest) that is due to the scheme on that investment (Rs. In Crores)	Provision % (Hair cut provided by Rating agencies / Internal)	Date of Interim Distribution	Interim Distribution received (Rs. In Crores)
DSPBEF	IL&FS Transportation Networks Limited	INE975G08140	0.00	0.00%	59.65	100%	19-Oct-2023	3.72
DSPRSF	IL&FS Transportation Networks Limited	INE975G08140	0.00	0.00%	18.56	100%	19-Oct-2023	1.16
DSPBF	IL&FS Transportation Networks Limited	INE975G08140	0.00	0.00%	13.26	100%	19-Oct-2023	0.83
DSPUSF	IL&FS Transportation Networks Limited	INE975G08140	0.00	0.00%	66.28	100%	19-Oct-2023	4.13
DSPCRF	IL&FS Transportation Networks Limited	INE975G08140	0.00	0.00%	233.96	100%	19-Oct-2023	14.60
	IL&FS Energy Development Limited	INE938L08049	0.00	0.00%	138.62	100%	06-Jul-2023 & 01-Mar-2024	0.17
	IL&FS Energy Development Limited	INE938L08056	0.00	0.00%	106.45	100%	06-Jul-2023 & 01-Mar-2024	0.13
DSP FMP - Series 195 - 36M**	IL&FS Transportation Networks Limited	INE975G08140	0.00	0.00%	5.97	100%	19-Oct-2023	0.37
DSP FMP - Series 196 - 37M**	IL&FS Energy Development Limited	INE938L08056	0.00	0.00%	31.80	100%	06-Jul-2023 & 01-Mar-2024	0.04

** - DSP FMP - Series 195 - 36M and DSP FMP - Series 196 - 37M were close end funds which have been matured on April 15, 2019 and August 01,2019 respectively

The value of collateral received till the date of signing of Half yearly Unaudited Financial Results for Half Year Ended March 2024 is Nil

Please find below link for more details

<https://www.dspim.com/update-on-ilandfs>

<https://www.dspim.com/mandatory-disclosures/disclosure-under-regulation-60>

b. **Coffee Day Natural Resources Private Limited:-**

Pursuant to the failure in exercising call option by Coffee Day Natural Resources Private Limited (CDNRPL) with respect to 690 secured NCDs held in DSP Credit Risk Fund (DSPCRF) on August 16, 2019, the security was classified as "below investment grade or default".

The scheme DSPCRF sold partial collaterals (5 lac equity shares of Coffee Day Enterprises Limited) for 2.39 crores in FY 2019-20. Subsequently, the scheme sold the secured NCDs issued by CDNRPL on August 31, 2021 for a consideration of Rs. 37.87 Crores (the residual value) along with all the collaterals to AMC. AMC has agreed upon to return excess recovery over this amount from liquidation of collaterals / sell off of NCDs to the scheme. On March 31, 2023 AMC sold 391 NCDs of CDNRPL which resulted in recovery of Rs.1.45 crores over and above the consideration at which NCDs were sold to AMC. This amount was transferred by AMC to DSPCRF. Currently, the AMC holds 299 NCDs and it has undertaken to transfer all the proceeds from these NCDs to DSPCRF.

Please find below link for more details

<https://www.dspim.com/coffee-day-natural-resources>

<https://www.dspim.com/mandatory-disclosures/disclosure-under-regulation-60>

16. The unaudited financial results have been approved by the Board of Directors of DSP Asset Managers Private Limited and DSP Trustee Private Limited.

For and on behalf of Board of DSP Trustee Private Limited

For and on behalf of Board of DSP Asset Managers Private Limited

sd/-
Shitin Desai
DIN No. 00009905
Director
Place: Mumbai
Date: 26 April 2024

sd/-
Dharmishta Raval
DIN No. 02792246
Director

sd/-
Kalpen Parekh
DIN No. 07925034
Managing Director & CEO
Place: Mumbai
Date: 25 April 2024

sd/-
Dhananjay Mungale
DIN No. 00007563
Director

Annexure 1
List of schemes of DSP Mutual Fund

Schemes live as on March 31, 2024:

Short Name	Full Name
DSPBF	DSP Bond Fund
DSPFCF	DSP Flexi Cap Fund
DSPLF	DSP Liquidity Fund
DSPEBF	DSP Equity & Bond Fund
DSPGF	DSP Gilt Fund (Erstwhile known as DSP Government Securities Fund)
DSPSF	DSP Savings Fund
DSPEOF	DSP Equity Opportunities Fund
DSPSTF	DSP Short Term Fund
DSPTEF	DSP Top 100 Equity Fund
DSPCRF	DSP Credit Risk Fund
DSPRSF	DSP Regular Savings Fund
DSPITF	DSP India T.I.G.E.R. Fund (The Infrastructure Growth and Economic Reforms Fund)
DSPUSF	DSP Ultra Short Fund
DSPSCF	DSP Small Cap Fund
DSPETSF (Erstwhile known as DSPTSF)	DSP ELSS Tax Saver Fund (Erstwhile known as DSP Tax Saver Fund)
DSPSBF	DSP Strategic Bond Fund
DSPWGF (Erstwhile known as DSPWGF)	DSP World Gold Fund of Fund (Erstwhile known as DSP World Gold Fund)
DSPMCF	DSP Mid Cap Fund
DSPNRNEF	DSP Natural Resources and New Energy Fund
DSPWEF	DSP World Energy Fund
DSPFMP - Series 264 - 60M - 17D	DSP FMP - Series 264 - 60M - 17D
DSPBPDF	DSP Banking & PSU Debt Fund
DSPDAAF	DSP Dynamic Asset Allocation Fund
DSPGAF (Erstwhile known as DSPGAF)	DSP Global Allocation Fund of Fund (Erstwhile known as DSP Global Allocation Fund)
DSP10YGF	DSP 10Y G-Sec Fund
DSPLDF	DSP Low Duration Fund
DSPESF	DSP Equity Savings Fund
DSPVF	DSP Value Fund
DSPNBETF	DSP NIFTY PRIVATE BANK ETF
DSPNPSUBETF	DSP NIFTY PSU BANK ETF
DSPGEF	DSP Gold ETF Fund of Fund
DSPBFSF	DSP Banking & Financial Services Fund
DSPNS250Q50IF	DSP Nifty Smallcap250 Quality 50 Index Fund
DSPUSFEF	DSP US Flexible* Equity Fund (*The term "Flexible" in the name of the Scheme signifies that the Investment Manager of the Underlying Fund can invest either in growth or value investment characteristic securities placing an emphasis as the market outlook warrants)

Schemes live as on March 31, 2024:

Short Name	Full Name
DSPFRF	DSP Floater Fund
DSPWMF	DSP World Mining Fund
DSPFF	DSP Focus Fund
DSPWAF	DSP World Agriculture Fund
DSPNS0EWIF (Erstwhile known as DSPENF)	DSP Nifty 50 Equal Weight Index Fund(Erstwhile known as DSP Equal Nifty 50 Fund)
DSPAF	DSP Arbitrage Fund
DSPN10RLETF (Erstwhile known as DSPLETF)	DSP NIFTY 1D Rate Liquid ETF(Erstwhile known as DSP Liquid ETF)
DSPCBF	DSP Corporate Bond Fund
DSPHF	DSP Healthcare Fund
DSPOF	DSP Overnight Fund
DSPN50IF	DSP Nifty 50 Index Fund
DSPNN50IF	DSP Nifty Next 50 Index Fund
DSPQF	DSP Quant Fund
DSPN50EWETF	DSP Nifty 50 Equal Weight ETF
DSPN50ETF	DSP Nifty 50 ETF
DSPNM150Q50ETF	DSP Nifty Midcap 150 Quality 50 ETF
DSPGIF	DSP Global Innovation Fund of Fund
DSPNSPG2028IF	DSP Nifty SDL Plus G-Sec Jun 2028 30:70 Index Fund
DSPSEF	DSP Silver ETF
DSPNM150Q50IF	DSP Nifty Midcap 150 Quality 50 Index Fund
DSP FMP Series 267 - 1246 Days	DSP FMP - Series 267 - 1246 Days
DSP FMP Series 268 - 1281 Days	DSP FMP - Series 268 - 1281 Days
DSPNBETF	DSP NIFTY BANK ETF
DSPCSPG2033IF	DSP Crisil SDL Plus G-Sec Apr 2033 50:50 Index Fund
DSPNSPG2027IF	DSP Nifty SDL Plus G-Sec Sep 2027 50:50 Index Fund
DSP FMP Series 270 - 1144 Days	DSP FMP - Series 270 - 1144 Days
DSPGETF	DSP Gold ETF
DSPNITETF	DSP NIFTY IT ETF
DSPBSEETF	DSP S&P BSE SENSEX ETF
DSPMAF	DSP Multi Asset Allocation Fund
DSPMTCF	DSP Multicap Fund
DSPNHETF	DSP Nifty Healthcare ETF
DSPUSTFOF	DSP US Treasury Fund of Fund
DSPS&PLETF	DSP S&P BSE Liquid Rate ETF

Annexure 2

Investment in Associates/group companies of the Sponsors or the AMC:

Investment made in securities of associates of the Sponsors or the AMC during the half year/period (Rupees in Crores):

Issuer Name	Scheme Name	Purchase (Rs. In Cr.)
Sonata Software Limited	DSPNS250Q50IF	2.73

Notes:

- a. Investments include derivative transactions.
- b. Investments include purchase transactions only (including inter-scheme).

Annexure 3				
DSP MUTUAL FUND				
Disclosure under Regulation 25(11) of the Securities and Exchange Board of India (Mutual Funds) Regulations, 1996 as amended Investments made by the schemes of DSP Mutual Fund in Companies or their subsidiaries that have invested more than 5% of the net assets of any scheme				
Company Name	Schemes invested in by the Company	Investment made by schemes of DSP Mutual Fund in the company/subsidiary	Purchases made during	Holding as at March 31,
			the period prescribed under 25(11)	2024
			(Rupees in Crores)	(Rupees in Crores)
Bajaj Auto Limited	DSP Nifty SDL Plus G-Sec Jun 2028	DSP Arbitrage Fund DSP Equity Savings Fund DSP Nifty 50 Equal Weight ETF DSP Nifty 50 Equal Weight Index Fund DSP Nifty 50 ETF DSP Nifty 50 Index Fund DSP Quant Fund DSP Value Fund	152.63 6.44 1.90 7.86 1.89 0.71 0.79 -	- - 3.52 24.13 2.66 5.32 26.49 18.61
Bajaj Finance Limited	DSP Liquidity Fund DSP Overnight Fund	DSP Arbitrage Fund DSP Banking & Financial Services Fund DSP Bond Fund DSP Corporate Bond Fund DSP Dynamic Asset Allocation Fund DSP ELSS Tax Saver Fund DSP Equity & Bond Fund DSP Equity Opportunities Fund DSP Equity Savings Fund DSP Flexi Cap Fund DSP Focus Fund DSP Liquidity Fund DSP Low Duration Fund DSP Nifty 50 Equal Weight ETF DSP Nifty 50 Equal Weight Index Fund DSP Nifty 50 ETF DSP Nifty 50 Index Fund DSP Quant Fund DSP Regular Savings Fund DSP Savings Fund DSP Short Term Fund DSP S&P BSE SENSEX ETF DSP TOP 100 EQUITY DSP Ultra Short Fund	254.75 32.57 24.99 - 104.86 114.31 - 52.84 38.30 - 21.54 784.42 109.32 2.36 12.47 4.15 2.09 5.93 2.65 185.32 49.96 0.01 118.83 99.44	49.29 32.53 50.00 168.95 131.29 269.77 573.43 156.30 24.36 707.12 160.78 198.18 89.57 3.69 25.29 5.18 10.35 41.71 2.82 186.95 124.86 0.16 205.72 49.85
Bharti Airtel Limited	DSP Liquidity Fund	DSP Arbitrage Fund DSP Dynamic Asset Allocation Fund DSP Equity Opportunities Fund DSP Equity Savings Fund DSP ELSS Tax Saver Fund DSP India T.I.G.E.R Fund DSP Liquidity Fund DSP Nifty 50 Equal Weight ETF DSP Nifty 50 Equal Weight Index Fund DSP Nifty 50 ETF DSP Nifty 50 Index Fund DSP Quant Fund DSP S&P BSE SENSEX ETF	26.03 12.50 - 5.46 - - 154.42 1.78 7.34 5.97 2.61 0.01	(0.09) 12.74 122.93 (0.02) 250.35 40.06 - 3.42 23.45 8.20 16.40 0.25
Cholamandalam Investment and Finance Company Limited	DSP Overnight Fund	DSP Arbitrage Fund DSP Banking & Financial Services Fund DSP Dynamic Asset Allocation Fund DSP Equity & Bond Fund DSP Equity Savings Fund DSP Flexi Cap Fund DSP Focus Fund DSP Floater Fund DSP Liquidity Fund DSP Nifty Next 50 Index Fund DSP Savings Fund DSP Short Term Fund	44.77 17.66 - - 1.63 75.32 - - 368.46 2.33 24.66 40.00	(0.03) 17.65 49.90 24.89 - 80.99 67.50 24.89 5.00 12.26 - 104.59
Eicher Motors Limited	DSP FMP Series 267 - 1246 Days	DSP Arbitrage Fund DSP Dynamic Asset Allocation Fund DSP Nifty 50 Equal Weight ETF DSP Nifty 50 Equal Weight Index Fund DSP Nifty 50 ETF DSP Nifty 50 Index Fund DSP TOP 100 EQUITY	1.18 0.12 0.87 3.45 0.29 0.23 -	(0.01) - 3.47 23.78 1.41 2.82 101.80
GAIL (India) Limited	DSP Overnight Fund	DSP Arbitrage Fund DSP Banking and PSU Debt Fund DSP Dynamic Asset Allocation Fund DSP Equity Opportunities Fund DSP Equity Savings Fund DSP ELSS Tax Saver Fund DSP Flexi Cap Fund DSP Focus Fund DSP Nifty Next 50 Index Fund DSP India T.I.G.E.R Fund DSP Multicap Fund DSP Multi Asset Allocation Fund DSP Natural Resources & New Energy Fund DSP Value Fund	174.75 99.24 152.18 396.41 41.87 130.56 191.46 62.25 3.39 27.02 7.10 19.20 28.24 8.26	(0.16) 99.43 18.27 120.98 (0.04) 188.64 186.89 84.94 12.57 34.45 7.45 28.01 45.65 12.14
Graphite India Limited	DSP FMP Series 268 - 1281 Days DSP Nifty SDL Plus G-Sec Sep 2027 50:50 Index Fund DSP US Treasury Fund of Fund	DSP Small Cap Fund	-	132.12
HCL Technologies Limited	DSP Low Duration Fund	DSP Arbitrage Fund DSP Dynamic Asset Allocation Fund DSP Equity & Bond Fund DSP Equity Opportunities Fund DSP Equity Savings Fund DSP ELSS Tax Saver Fund DSP Flexi Cap Fund DSP NIFTY IT ETF DSP Nifty 50 Equal Weight ETF DSP Nifty 50 Equal Weight Index Fund DSP Nifty 50 ETF DSP Nifty 50 Index Fund DSP Quant Fund DSP Regular Savings Fund DSP S&P BSE SENSEX ETF DSP TOP 100 EQUITY DSP Value Fund DSP Multi Asset Allocation Fund	32.83 48.22 87.14 24.57 3.87 24.48 129.57 4.80 2.77 11.31 3.94 3.07 19.17 0.56 0.11 30.61 - 23.98	- 23.42 122.39 184.97 6.46 326.71 204.70 4.87 3.41 23.38 4.19 8.38 38.44 1.00 0.13 90.99 11.72 29.53

DSP MUTUAL FUND

Disclosure under Regulation 25(11) of the Securities and Exchange Board of India (Mutual Funds) Regulations, 1996 as amended
Investments made by the schemes of DSP Mutual Fund in Companies or their subsidiaries that have invested
more than 5% of the net assets of any scheme

Company Name	Schemes invested in by the Company	Investment made by schemes of DSP Mutual Fund in the company/subsidiary	Purchases made during the period prescribed under 25(11)	Holding as at March 31, 2024
			(Rupees in Crores)	(Rupees in Crores)
Hero Fincorp Limited	DSP Overnight Fund	DSP Liquidity Fund DSP Savings Fund DSP Ultra Short Fund	99.50 184.12 46.03	- 185.53 46.38
Hindalco Industries Limited	DSP Overnight Fund	DSP Arbitrage Fund DSP Dynamic Asset Allocation Fund DSP Equity Opportunities Fund DSP Equity Savings Fund DSP ELSS Tax Saver Fund DSP India T.I.G.E.R Fund DSP Natural Resources & New Energy Fund DSP Nifty 50 Equal Weight ETF DSP Nifty 50 Equal Weight Index Fund DSP Nifty 50 ETF DSP Nifty 50 Index Fund	17.83 31.06 45.65 0.79 59.82 10.97 4.09 1.94 9.04 1.56 0.65	(0.03) 22.32 149.19 (0.00) 198.86 39.26 85.95 3.52 24.14 2.10 4.20
Indraprastha Gas Limited	DSP Ultra Short Fund	DSP Arbitrage Fund DSP Dynamic Asset Allocation Fund DSP Equity Opportunities Fund DSP India T.I.G.E.R Fund DSP Natural Resources & New Energy Fund DSP Nifty Midcap 150 Qlty 50 Index Fund DSP Nifty Midcap 150 Quality 50 ETF	66.91 20.28 28.37 - - 4.92 2.05	- - 77.41 17.88 8.17 4.32 1.66
ITC Limited	DSP FMP Series 267 - 1246 Days DSP Liquidity Fund DSP Overnight Fund DSP CRISIL SDL Plus G-Sec Apr 2033 50:50 Index - Regular - Growth	DSP Arbitrage Fund DSP Dynamic Asset Allocation Fund DSP Equity Savings Fund DSP ELSS Tax Saver Fund DSP Equity & Bond Fund DSP Equity Opportunities Fund DSP Multicap Fund DSP Multi Asset Allocation Fund DSP Nifty 50 Equal Weight ETF DSP Nifty 50 Equal Weight Index Fund DSP Nifty 50 ETF DSP Nifty 50 Index Fund DSP Quant Fund DSP Regular Savings Fund DSP S&P BSE SENSEX ETF DSP TOP 100 EQUITY DSP Value Fund	90.51 37.18 13.59 151.50 135.24 87.63 39.00 13.88 2.08 10.43 7.98 3.35 26.53 0.22 0.03 79.85 3.50	(0.16) 20.93 21.94 159.31 140.75 92.47 40.55 33.26 3.44 23.58 9.73 19.48 21.72 2.38 0.33 212.31 24.42
Kansai Nerolac Paints Limited	DSP FMP SERIES 269 - 160 DAYS	DSP Nifty Midcap 150 Qlty 50 Index Fund DSP Nifty Midcap 150 Quality 50 ETF	0.39 0.29	1.81 0.70
L&T Metro Rail Hyderabad Limited	DSP Overnight Fund	DSP Short Term Fund	-	49.17
Larsen & Toubro Limited	DSP Banking and PSU Debt Fund DSP Overnight Fund DSP Banking & Financial Services Fund	DSP Arbitrage Fund DSP Dynamic Asset Allocation Fund DSP India T.I.G.E.R Fund DSP Liquidity Fund DSP Low Duration Fund DSP Mid Cap Fund DSP NIFTY IT ETF DSP Nifty 50 Equal Weight ETF DSP Nifty 50 Equal Weight Index Fund DSP Nifty 50 ETF DSP Nifty 50 Index Fund DSP Nifty Midcap 150 Qlty 50 Index Fund DSP Nifty Midcap 150 Quality 50 ETF DSP Quant Fund DSP Savings Fund DSP S&P BSE SENSEX ETF DSP Value Fund	174.84 54.74 - 99.79 24.89 16.53 1.95 3.95 18.96 9.64 3.69 0.41 0.08 17.63 99.79 0.01 -	(0.42) 14.10 128.45 - 24.93 153.22 3.56 6.98 47.83 12.57 25.16 4.72 1.82 71.70 - 0.36 32.16
Maruti Suzuki India Limited	DSP Banking and PSU Debt Fund DSP Overnight Fund	DSP Arbitrage Fund DSP Dynamic Asset Allocation Fund DSP Equity Savings Fund DSP Multi Asset Allocation Fund DSP Nifty 50 Equal Weight ETF DSP Nifty 50 Equal Weight Index Fund DSP Nifty 50 ETF DSP Nifty 50 Index Fund DSP Quant Fund DSP S&P BSE SENSEX ETF DSP Value Fund	43.87 19.86 2.44 16.43 1.97 9.01 3.21 1.19 22.63 0.01 10.14	- - (0.00) 18.22 3.52 24.10 4.27 8.54 38.77 0.14 11.23
National Bank for Agriculture and Rural Development	DSP Liquidity Fund	DSP Arbitrage Fund DSP Banking and PSU Debt Fund DSP Bond Fund DSP Corporate Bond Fund DSP Dynamic Asset Allocation Fund DSP Equity & Bond Fund DSP Liquidity Fund DSP Low Duration Fund DSP Multi Asset Allocation Fund DSP Regular Savings Fund DSP Savings Fund DSP Short Term Fund DSP Strategic Bond Fund DSP Ultra Short Fund	24.74 100.13 25.00 74.78 74.81 24.22 3,214.40 487.24 - - 401.65 438.39 24.82 194.36	- 185.22 25.06 201.00 50.10 217.42 987.80 176.72 74.97 4.97 280.69 224.43 - 196.35
Piramal Capital & Housing Finance Limited	DSP Overnight Fund	DSP Credit Risk Fund DSP Liquidity Fund	- 97.86	10.01 99.14
Piramal Enterprises Limited	DSP Overnight Fund	DSP Arbitrage Fund DSP Dynamic Asset Allocation Fund DSP Equity Savings Fund	262.49 9.32 0.68	(0.43) (0.02) (0.00)

DSP MUTUAL FUND

Disclosure under Regulation 25(11) of the Securities and Exchange Board of India (Mutual Funds) Regulations, 1996 as amended
Investments made by the schemes of DSP Mutual Fund in Companies or their subsidiaries that have invested
more than 5% of the net assets of any scheme

Company Name	Schemes invested in by the Company	Investment made by schemes of DSP Mutual Fund in the company/subsidiary	Purchases made during the period prescribed under 25(11)	Holding as at March 31, 2024		
			(Rupees in Crores)	(Rupees in Crores)		
Punjab National Bank	DSP Government Securities Fund	DSP Arbitrage Fund	479.30	-		
		DSP Dynamic Asset Allocation Fund	165.44	-		
		DSP Equity Savings Fund	43.89	-		
		DSP FMP SERIES 269 - 160 DAYS	11.48	-		
		DSP Liquidity Fund	4,170.95	-		
		DSP NIFTY BANK ETF	4.13	5.37		
		DSP Nifty Next 50 Index Fund	6.46	9.52		
		DSP NIFTY PSU BANK ETF	2.81	1.98		
		DSP Savings Fund	907.33	187.14		
		DSP Ultra Short Fund	119.89	47.01		
		DSP Value Fund	49.60	-		
REC Limited	DSP Overnight Fund	DSP Arbitrage Fund	66.13	(0.10)		
		DSP Banking and PSU Debt Fund	100.08	126.26		
		DSP Banking & Financial Services Fund	29.27	30.42		
		DSP Bond Fund	-	-		
		DSP Corporate Bond Fund	-	157.36		
		DSP Credit Risk Fund	10.01	-		
		DSP Dynamic Asset Allocation Fund	31.61	94.11		
		DSP Equity & Bond Fund	6.01	208.82		
		DSP Equity Opportunities Fund	49.72	205.12		
		DSP ELSS Tax Saver Fund	28.27	206.34		
		DSP Flexi Cap Fund	6.65	206.05		
		DSP Floater Fund	25.06	-		
		DSP Liquidity Fund	248.10	-		
		DSP Low Duration Fund	600.43	263.63		
		DSP Multi Asset Allocation Fund	25.06	50.26		
		DSP Nifty Next 50 Index Fund	14.27	14.37		
		DSP Regular Savings Fund	-	9.92		
		DSP Savings Fund	-	24.34		
		DSP Short Term Fund	288.61	225.24		
		DSP Strategic Bond Fund	25.04	-		
		DSP Ultra Short Fund	74.49	24.80		
Reliance Industries Limited	DSP Floater Fund DSP Strategic Bond Fund	DSP Arbitrage Fund	964.58	(0.70)		
		DSP Bond Fund	25.97	25.99		
		DSP Dynamic Asset Allocation Fund	150.29	(0.12)		
		DSP Equity Savings Fund	206.31	(0.20)		
		DSP India T.I.G.E.R Fund	-	100.98		
		DSP Liquidity Fund	491.56	295.83		
		DSP Mid Cap Fund	7.47	-		
		DSP Natural Resources & New Energy Fund	-	53.21		
		DSP Nifty 50 Equal Weight ETF	1.69	3.52		
		DSP Nifty 50 Equal Weight Index Fund	6.98	24.10		
		DSP Nifty 50 ETF	20.31	25.78		
		DSP Nifty 50 Index Fund	7.37	51.58		
		DSP Savings Fund	49.90	-		
		DSP Small Cap Fund	12.26	119.79		
		DSP S&P BSE SENSEX ETF	0.02	0.84		
		Reliance Retail Ventures Limited	DSP Overnight Fund	DSP Liquidity Fund	417.50	-
		Sikka Ports & Terminals Limited	DSP Overnight Fund DSP Savings Fund	DSP Corporate Bond Fund	-	90.10
DSP Low Duration Fund	48.68			-		
DSP Short Term Fund	48.68			48.97		
State Bank of India	DSP Liquidity Fund DSP Low Duration Fund	DSP Arbitrage Fund	301.94	(0.57)		
		DSP Banking and PSU Debt Fund	130.80	131.69		
		DSP Dynamic Asset Allocation Fund	341.98	43.89		
		DSP Equity & Bond Fund	-	80.29		
		DSP Equity Opportunities Fund	127.94	632.44		
		DSP Equity Savings Fund	30.21	15.90		
		DSP ELSS Tax Saver Fund	173.37	996.79		
		DSP Focus Fund	-	50.93		
		DSP Liquidity Fund	196.34	98.36		
		DSP Multi Asset Allocation Fund	48.02	49.53		
		DSP NIFTY PSU BANK ETF	1.71	5.42		
		DSP Nifty 50 Equal Weight ETF	3.44	6.91		
		DSP Nifty 50 Equal Weight Index Fund	14.69	47.36		
		DSP Nifty 50 ETF	7.25	9.14		
		DSP Nifty 50 Index Fund	2.61	18.28		
		DSP NIFTY BANK ETF	12.70	19.69		
		DSP Nifty Next 50 Index Fund	0.89	5.18		
		DSP Regular Savings Fund	-	2.45		
		DSP Strategic Bond Fund	75.24	75.97		
DSP S&P BSE SENSEX ETF	0.01	0.24				
DSP TOP 100 EQUITY	34.20	285.69				
Sun TV Network Limited	DSP FMP Series 268 - 1281 Days	DSP Arbitrage Fund	3.63	-		
		DSP Dynamic Asset Allocation Fund	1.70	-		
		DSP Equity Savings Fund	1.82	-		
		DSP Nifty Midcap 150 Qlty 50 Index Fund	0.10	2.27		
		DSP Nifty Midcap 150 Quality 50 ETF	0.02	0.87		
Tata Capital Limited	DSP Overnight Fund	DSP Banking and PSU Debt Fund	50.00	49.83		
		DSP Corporate Bond Fund	50.12	50.00		
		DSP Equity & Bond Fund	24.43	-		
		DSP Liquidity Fund	715.15	148.58		
		DSP Low Duration Fund	240.47	61.81		
		DSP Savings Fund	69.38	-		
		DSP Short Term Fund	105.18	94.91		
Tata Consultancy Services Limited	DSP Liquidity Fund DSP Overnight Fund	DSP Arbitrage Fund	146.23	(0.40)		
		DSP Dynamic Asset Allocation Fund	32.32	(0.05)		
		DSP Equity & Bond Fund	30.88	-		
		DSP Equity Savings Fund	22.65	(0.04)		
		DSP Flexi Cap Fund	50.27	199.65		
		DSP Nifty 50 Equal Weight ETF	1.79	3.41		
		DSP Nifty 50 Equal Weight Index Fund	8.36	23.39		
		DSP Nifty 50 ETF	8.53	10.07		
		DSP Nifty 50 Index Fund	3.31	20.15		
		DSP NIFTY IT ETF	5.18	11.42		
		DSP Quant Fund	23.03	43.20		
		DSP S&P BSE SENSEX ETF	0.01	0.33		

DSP MUTUAL FUND

Disclosure under Regulation 25(11) of the Securities and Exchange Board of India (Mutual Funds) Regulations, 1996 as amended
Investments made by the schemes of DSP Mutual Fund in Companies or their subsidiaries that have invested
more than 5% of the net assets of any scheme

Company Name	Schemes invested in by the Company	Investment made by schemes of DSP Mutual Fund in the company/subsidiary	Purchases made during the period prescribed under 25(11)	Holding as at March 31, 2024
			(Rupees in Crores)	(Rupees in Crores)
Tata Motors Finance Limited	DSP Overnight Fund	DSP Savings Fund	92.34	92.71
Tata Power Company Limited	DSP Overnight Fund	DSP Arbitrage Fund DSP Credit Risk Fund DSP Dynamic Asset Allocation Fund DSP Equity Savings Fund DSP Nifty Next 50 Index Fund DSP Value Fund	237.81 5.00 119.46 2.65 4.41 12.61	(0.35) 9.97 (0.22) (0.00) 17.19 (0.02)
Tata Sons Private Limited	DSP Liquidity Fund	DSP Arbitrage Fund DSP Dynamic Asset Allocation Fund DSP Nifty Midcap 150 Qlty 50 Index Fund DSP Nifty Midcap 150 Quality 50 ETF	144.26 7.53 0.69 0.13	(0.13) - 7.37 2.84
InterGlobe Aviation Limited	DSP Low Duration Fund DSP Overnight Fund DSP Savings Fund	DSP Arbitrage Fund DSP Nifty Next 50 Index Fund	21.10 2.95	(0.08) 13.05
Jamnagar Utilities & Power Private Limited	DSP Overnight Fund DSP Savings Fund	DSP Bond Fund DSP Corporate Bond Fund DSP Short Term Fund	- - -	25.09 72.54 99.46
Life Insurance Corporation Of India	DSP Liquidity Fund	DSP Nifty Next 50 Index Fund	0.35	1.76
Union Bank of India	DSP Ultra Short Fund	DSP Banking & Financial Services Fund DSP Equity & Bond Fund DSP Liquidity Fund DSP NIFTY PSU BANK ETF DSP Savings Fund DSP Short Term Fund	1.10 46.36 1,555.17 0.44 378.88 46.36	1.24 47.14 394.65 1.57 233.80 47.14
Wipro Limited	DSP FMP Series 268 - 1281 Days DSP Overnight Fund	DSP Arbitrage Fund DSP Dynamic Asset Allocation Fund DSP Nifty 50 Equal Weight ETF DSP Nifty 50 Equal Weight Index Fund DSP Nifty 50 ETF DSP Nifty 50 Index Fund DSP NIFTY IT ETF DSP S&P BSE SENSEX ETF	59.54 1.63 1.61 7.06 1.49 0.53 1.65 0.00	- (0.00) 3.39 23.26 1.74 3.48 3.91 0.06

Companies which have invested more than five percent of the net asset value of the schemes of DSP Mutual Fund are ascertained on the date of investment by such companies.

- For companies which have invested more than five percent of the net asset value of the Schemes of DSP Mutual Fund during the half year, the investment made by that scheme or by any other scheme of DSP Mutual fund in that company and its subsidiaries, during the quarter of investment by the former, immediately preceding 12 months and succeeding 12 months of that quarter up to the date of Balance Sheet has been reported by DSP Mutual fund.
- With respect to companies which have invested more than 5% of the net asset value of a scheme of DSP Mutual Fund during the current half year as well as the previous half year / financial year, investments by the schemes of DSP Mutual Fund in such companies and their subsidiaries have been reported only for the current half year.
- The negative values denote short positions

The AMC is of the opinion that the investments are made by the schemes in such companies since they are perceived as fundamentally strong and possess a high potential for growth. Further, investments in fixed income instruments issued by the aforesaid companies would yield attractive returns commensurate with the risks associated with the issuer.

Annexure 4

Payments to associates/group companies

Schemes live as on March 31, 2024:

Short Name	[Rs. In Crores]
DSPAF	0.00*
DSPBF	0.00*
DSPBPDF	0.00*
DSPCBF	0.00*
DSPCRF	0.00*
DSPDAAF	0.03
DSPEBF	0.03
DSPEOF	0.03
DSPESF	0.00*
DSPFCF	0.04
DSPFF	0.01
DSPFRF	0.00*
DSPGAFOF (Erstwhile known as DSPGAF)	0.00*
DSPGF	0.00*
DSPHF	0.03
DSPITF	0.02
DSPLDF	0.00*
DSPLF	0.00*
DSPMCF	0.08
DSPN50IF	0.00*
DSPNN50IF	0.00*
DSPNRNEF	0.00*
DSPOF	0.00*

Short Name	[Rs. In Crores]
DSPQF	0.00*
DSPRSF	0.00*
DSPSBF	0.00*
DSPSCF	0.08
DSPSF	0.00*
DSPSTF	0.00*
DSPTEF	0.02
DSPETSF (Erstwhile known as DSPTSF)	0.09
DSPUSF	0.01
DSPUSFEF	0.00*
DSPVF	0.01
DSPWEF	0.00*
DSPWMF	0.00*
DSPGIFOF	0.02
DSPNM150Q50IF	0.00*
DSPN50EWIF (Erstwhile known as DSPENF)	0.00*
DSPWGFOF(Erstwhile known as DSPWGF)	0.00*
DSPCSPG2033IF	0.00*
DSPBFSF	0.01
DSP10YGF	0.00*
DSPMAF	0.01
DSPMTCF	0.01
DSPNS250Q50IF	0.00*
DSPGEFOF	0.00*

*less than Rs. 50,000

Annexure 5

Sr. No.	Date of Borrowing	Date of Repayment	Name of the Scheme	Amount Borrowed (Rs. In Crores)	% of Net Assets on the date of Borrowing*	% of Net Assets on the date of Repayment**	Name of the Lender	Rate of Interest	Purpose of Borrowing
1	27-Dec-23	01-Jan-24	DSPLF	1,198.77			#Clearing Corporation of India Limited	7.50%	To fund redemption
2	27-Dec-23	02-Jan-24	DSPLF	499.38	13.80%	16.74%	#Clearing Corporation of India Limited	7.50%	To fund redemption
3	27-Mar-24	02-Apr-24	DSPLF	499.38			#Clearing Corporation of India Limited	7.60%	To fund redemption
4	27-Mar-24	02-Apr-24	DSPLF	4.99			#Clearing Corporation of India Limited	7.65%	To fund redemption
5	27-Mar-24	02-Apr-24	DSPLF	249.68	8.09%	11.20%	#Clearing Corporation of India Limited	7.75%	To fund redemption


















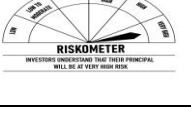


*Borrowing as percentage of opening net assets on the date of the borrowing.

**Borrowing as percentage of opening net assets on the date of the repayment.



















#Borrowed through TREPS

During the half year, the total borrowing cost amounting to Rs 2.62 crore has been charged to the scheme on the above loans and adjusted against interest income and is not considered for the purpose of limit calculation for total expenses


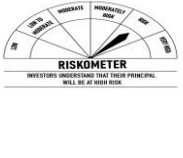


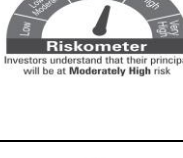


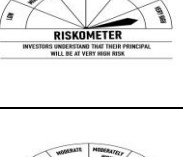

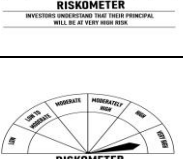

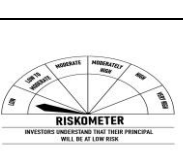


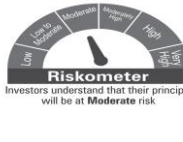



Annexure 6

Scheme Name	Product Suitability	Risk-o-meter of Scheme	Name of the Benchmark	Risk-o-meter of Benchmark
DSP Flexi Cap Fund Flexi Cap Fund - An open ended dynamic equity scheme investing across large cap, mid cap, small cap stocks	This Open Ended Scheme is suitable for investors who are seeking* • Long-term capital growth • Investment in equity and equity-related securities to form a diversified portfolio	 Investors understand that their principal will be at Very High risk	Nifty 500 (TRI)	 INVESTORS UNDERSTAND THAT THEIR PRINCIPAL WILL BE AT VERY HIGH RISK
DSP Top 100 Equity Fund Large Cap Fund- An open ended equity scheme predominantly investing in large cap stocks	This Open Ended Scheme is suitable for investors who are seeking* • Long-term capital growth • Investment in equity and equity-related securities predominantly of large cap companies	 Investors understand that their principal will be at Very High risk	S&P BSE 100 (TRI)	 INVESTORS UNDERSTAND THAT THEIR PRINCIPAL WILL BE AT VERY HIGH RISK
DSP Equity Opportunities Fund Large & Mid Cap Fund- An open ended equity scheme investing in both large cap and mid cap stocks	This Open Ended Scheme is suitable for investors who are seeking* • Long-term capital growth • Investment in equity and equity-related securities predominantly of large and midcap companies	 Investors understand that their principal will be at Very High risk	Nifty Large Midcap 250 (TRI)	 INVESTORS UNDERSTAND THAT THEIR PRINCIPAL WILL BE AT VERY HIGH RISK
DSP India T.I.G.E.R. Fund (The Infrastructure Growth and Economic Reforms Fund) An open ended equity scheme following economic reforms and/or Infrastructure development theme	This Scheme is suitable for investors who are seeking* • Long-term capital growth • Investment in equity and equity-related securities of corporates, which could benefit from structural changes brought about by continuing liberalization in economic policies by the Government and/or from continuing Investments in infrastructure, both by the public and private sector	 Investors understand that their principal will be at Very High risk	S&P BSE India Infrastructure TRI	 INVESTORS UNDERSTAND THAT THEIR PRINCIPAL WILL BE AT VERY HIGH RISK
DSP Mid Cap Fund Mid Cap Fund- An open ended equity scheme predominantly investing in mid cap stocks	This Open Ended Equity Scheme is suitable for investors who are seeking* • Long-term capital growth • Investment in equity and equity-related securities predominantly of mid cap companies	 Investors understand that their principal will be at Very High risk	Nifty Midcap 150 TRI	 INVESTORS UNDERSTAND THAT THEIR PRINCIPAL WILL BE AT VERY HIGH RISK
DSP ELSS Tax Saver Fund (Erstwhile known as DSP Tax Saver Fund) ⁵⁵ An open ended equity linked saving scheme with a statutory lock in of 3 years and tax benefit	This Open Ended Equity Linked Saving Scheme is suitable for investors who are seeking* • Long-term capital growth with a three year lock-in • Investment in equity and equity-related securities to form a diversified portfolio	 Investors understand that their principal will be at Very High risk	Nifty 500 (TRI)	 INVESTORS UNDERSTAND THAT THEIR PRINCIPAL WILL BE AT VERY HIGH RISK
DSP Healthcare Fund An open ended equity scheme investing in healthcare and pharmaceutical sector	This open ended equity Scheme is suitable for investors who are seeking* • Long term capital growth • Investment in equity and equity related Securities of healthcare and pharmaceutical companies	 Investors understand that their principal will be at Very High risk	S&P BSE HEALTHCARE (TRI)	 INVESTORS UNDERSTAND THAT THEIR PRINCIPAL WILL BE AT VERY HIGH RISK
DSP Quant Fund An Open ended equity Scheme investing based on a quant model theme	This open ended equity Scheme is suitable for investors who are seeking* • Long term capital growth • Investment in active portfolio of stocks screened, selected, weighed and rebalanced on the basis of a predefined fundamental factor model	 Investors understand that their principal will be at Very High risk	S&P BSE 200 TRI	 INVESTORS UNDERSTAND THAT THEIR PRINCIPAL WILL BE AT VERY HIGH RISK
DSP Value Fund An open ended equity scheme following a value investment strategy	This Product is suitable for investors who are seeking* • to generate long-term capital appreciation / income in the long term • investment primarily in undervalued stocks	 Investors understand that their principal will be at Very High risk	NIFTY 500 TRI	 INVESTORS UNDERSTAND THAT THEIR PRINCIPAL WILL BE AT VERY HIGH RISK
DSP Small Cap Fund Small Cap Fund- An open ended equity scheme predominantly investing in small cap stocks	This Open Ended Equity Scheme is suitable for investors who are seeking* • Long-term capital growth • Investment in equity and equity-related securities predominantly of small cap companies (beyond top 250 companies by market capitalization)	 Investors understand that their principal will be at Very High risk	S&P BSE 250 Small Cap Index TRI	 INVESTORS UNDERSTAND THAT THEIR PRINCIPAL WILL BE AT VERY HIGH RISK



















Annexure 6

Scheme Name	Product Suitability	Risk-o-meter of Scheme	Name of the Benchmark	Risk-o-meter of Benchmark
DSP Focus Fund An open ended equity scheme investing in maximum 30 stocks. The Scheme shall focus on multi cap stocks	This Open Ended Equity Scheme is suitable for investors who are seeking* • Long-term capital growth with exposure limited to a maximum of 30 stocks from a multi cap investment universe • Investment in equity and equity-related securities to form a concentrated portfolio	 Investors understand that their principal will be at Very High risk	Nifty 500 TRI	 INVESTORS UNDERSTAND THAT THEIR PRINCIPAL WILL BE AT VERY HIGH RISK
DSP Natural Resources and New Energy Fund An open ended equity scheme investing in Natural Resources and Alternative Energy sector	This Open Ended Equity Scheme is suitable for investors who are seeking* • Long-term capital growth • Investment in equity and equity-related securities of natural resources companies in sectors like mining, energy, etc. and companies involved in alternative energy and energy technology and also, investment in units of overseas funds which invest in such companies overseas	 Investors understand that their principal will be at Very High risk	35% S&P BSE Oil & Gas Index + 30% S&P BSE Metal Index + 35% MSCI World Energy 30% Buffer 10/40 Net Total Return	 INVESTORS UNDERSTAND THAT THEIR PRINCIPAL WILL BE AT VERY HIGH RISK
DSP NIFTY 1D Rate Liquid ETF An open ended scheme investing in Tri Party REPO, Repo in Government Securities, Reverse Repo and similar other overnight instruments. A relatively low interest rate risk and relatively low credit risk	This open ended Liquid ETF is suitable for investors who are seeking* • Current income with high degree of liquidity • Investment in Tri Party REPO, Repo in Government Securities, Reverse Repo and similar other overnight instruments	 Investors understand that their principal will be at Low risk	NIFTY 1D Rate Index	 INVESTORS UNDERSTAND THAT THEIR PRINCIPAL WILL BE AT LOW RISK
DSP World Gold Fund of Fund An open ended fund of fund scheme which invests into units/securities issued by overseas Exchange Traded Funds (ETFs) and/or overseas funds and/or units issued by domestic mutual funds that provide exposure to Gold/Gold Mining theme.	This Scheme is suitable for investor who are seeking* • Long-term capital growth • Investment in units/securities issued by overseas Exchange Traded Funds (ETFs) and/or overseas funds and/or units issued by domestic mutual funds that provide exposure to Gold/Gold Mining theme	 Investors understand that their principal will be at Very High risk	FTSE Gold Mine Index (in INR terms)	 INVESTORS UNDERSTAND THAT THEIR PRINCIPAL WILL BE AT VERY HIGH RISK
DSP World Mining Fund An open ended fund of fund scheme investing in BlackRock Global Funds - World Mining Fund (BGF - WMF)	This Scheme is suitable for investors who are seeking* • Long-term capital growth • Investment in units/securities issued by overseas Exchange Traded Funds (ETFs) and/or overseas funds and/or units issued by domestic mutual funds that provide exposure to Gold/Gold Mining theme	 Investors understand that their principal will be at Very High risk	MSCI ACWI Metals and Mining 30% Buffer 10/40 (1994) Net Total Return Index	 INVESTORS UNDERSTAND THAT THEIR PRINCIPAL WILL BE AT VERY HIGH RISK
DSP World Energy Fund An open ended fund of fund scheme investing in BlackRock Global Funds - World Energy Fund (BGF - WEF) and BlackRock Global Funds - Sustainable Energy Fund (BGF - SEF)	This Scheme is suitable for investors who are seeking* • Long-term capital growth • Investment in units of overseas funds which invest primarily in equity and equity related securities of companies in the energy and alternative energy sectors	 Investors understand that their principal will be at Very High risk	50% MSCI World Energy 30% Buffer 10/40 Net Total Return + 50% MSCI World (Net) - Net & Expressed in INR	 INVESTORS UNDERSTAND THAT THEIR PRINCIPAL WILL BE AT VERY HIGH RISK
DSP World Agriculture Fund An open ended fund of fund scheme investing in BlackRock Global Funds - Nutrition Fund	This Scheme is suitable for investors who are seeking* • Long-term capital growth • Investment in units of overseas funds which invest primarily in equity and equity related securities of companies in the agriculture value chain	 Investors understand that their principal will be at Very High risk	MSCI ACWI Net Total Return	 INVESTORS UNDERSTAND THAT THEIR PRINCIPAL WILL BE AT VERY HIGH RISK
DSP US Flexible* Equity Fund An open ended fund of fund scheme investing in BlackRock Global Funds - US Flexible Equity Fund	This Open Ended Fund of Funds Scheme (Investing In US Equity Fund) is suitable for investors who are seeking* • Long-term capital growth • Investment in units of overseas funds which invest primarily in equity and equity related securities of companies domiciled in, or exercising the predominant part of their economic activity in the USA *The term "Flexible" in the name of the Scheme signifies that the Investment Manager of the Underlying Fund can invest either in Growth or value investment characteristic securities placing an emphasis as the market outlook warrants.	 Investors understand that their principal will be at Very High risk	Russell 1000 TR Index	 INVESTORS UNDERSTAND THAT THEIR PRINCIPAL WILL BE AT VERY HIGH RISK
DSP Global Allocation Fund of Fund (Erstwhile known as DSP Global Allocation Fund)# An open-ended fund of fund scheme investing in Global (including Indian) Equity funds/ETFs & Fixed income funds/ETFs	This Open Ended Fund of Funds Scheme is suitable for investors who are seeking* • Long-term capital growth • Investments in units of schemes investing in Global (including Indian) Equity funds/ETFs & Fixed income funds/ETFs. # Please refer to Notice cum addendum dated November 22, 2023 for change in fundamental attribute of scheme with effect from December 28, 2023.	 Investors understand that their principal will be at Very High risk	MCI ACWI Net total returns index	 INVESTORS UNDERSTAND THAT THEIR PRINCIPAL WILL BE AT VERY HIGH RISK



















Annexure 6

Scheme Name	Product Suitability	Risk-o-meter of Scheme	Name of the Benchmark	Risk-o-meter of Benchmark
DSP Dynamic Asset Allocation Fund An open ended dynamic asset allocation fund	This scheme is suitable for investors who are seeking* <ul style="list-style-type: none"> Long-term capital growth Investment in equity and equity related securities including the use of equity derivatives strategies and arbitrage opportunities with balance exposure in debt and money market instruments. 	 Investors understand that their principal will be at Moderate risk	CRISIL Hybrid 50+50 - Moderate Index	 INVESTORS UNDERSTAND THAT THEIR PRINCIPAL WILL BE AT MODERATE RISK
DSP Equity & Bond Fund An open ended hybrid scheme investing predominantly in equity and equity related instruments	This Open Ended aggressive hybrid scheme is suitable for investors who are seeking* <ul style="list-style-type: none"> Capital growth and income over a long term investment horizon Investment primarily in equity/equity related securities, with balance exposure in money market and debt Securities 	 Investors understand that their principal will be at Very High risk	CRISIL Hybrid 35+65- Aggressive Index	 INVESTORS UNDERSTAND THAT THEIR PRINCIPAL WILL BE AT VERY HIGH RISK
DSP Equity Savings Fund An open ended scheme investing in equity, arbitrage and debt	This Scheme is suitable for investors who are seeking* <ul style="list-style-type: none"> Long term capital growth and income Investment in equity and equity related securities including the use of equity derivatives strategies and arbitrage opportunities with balance exposure in debt and money market instruments 	 Investors understand that their principal will be at Moderately High risk	Nifty Equity Savings Index TRI	 INVESTORS UNDERSTAND THAT THEIR PRINCIPAL WILL BE AT MODERATE RISK
DSP Nifty 50 Equal Weight Index Fund An open ended scheme replicating NIFTY 50 Equal Weight Index	This open ended index linked equity Scheme is suitable for investors who are seeking* <ul style="list-style-type: none"> Long-term capital growth Returns that are commensurate with the performance of NIFTY 50 Equal Weight Index TRI, subject to tracking error. 	 Investors understand that their principal will be at Very High risk	NIFTY 50 Equal Weight TRI	 INVESTORS UNDERSTAND THAT THEIR PRINCIPAL WILL BE AT VERY HIGH RISK
DSP Nifty Next 50 Index Fund An open ended scheme replicating / tracking NIFTY NEXT 50 Index	This open ended index linked equity Scheme is suitable for investor who are seeking* <ul style="list-style-type: none"> Long-term capital growth Returns that are commensurate with the performance of NIFTY Next 50 Index, subject to tracking error. 	 Investors understand that their principal will be at Very High risk	Nifty Next 50 TRI	 INVESTORS UNDERSTAND THAT THEIR PRINCIPAL WILL BE AT VERY HIGH RISK
DSP Nifty 50 Index Fund An open ended scheme replicating / tracking NIFTY 50 Index	This open ended scheme replicating/ tracking NIFTY 50 Index is suitable for investor who are seeking* <ul style="list-style-type: none"> Long-term capital growth Returns that are commensurate with the performance of NIFTY 50 Index, subject to tracking error. 	 Investors understand that their principal will be at Very High risk	NIFTY 50 (TRI)	 INVESTORS UNDERSTAND THAT THEIR PRINCIPAL WILL BE AT VERY HIGH RISK
DSP Arbitrage Fund An open ended scheme investing in arbitrage opportunities	This open ended Scheme is suitable for investors who are seeking* <ul style="list-style-type: none"> Income over a short-term investment horizon Investment in arbitrage opportunities in the cash & derivatives segment of the equity market 	 Investors understand that their principal will be at Low risk	NIFTY 50 Arbitrage Index	 INVESTORS UNDERSTAND THAT THEIR PRINCIPAL WILL BE AT LOW RISK
DSP Regular Savings Fund An open ended hybrid scheme investing predominantly in debt instruments	This Open Ended conservative hybrid scheme is suitable for investors who are seeking* <ul style="list-style-type: none"> Income and capital growth over a medium-term investment horizon Investment predominantly in debt securities, with balance exposure in equity/equity-related securities 	 Investors understand that their principal will be at Moderately High risk	CRISIL Hybrid 85+15- Conservative Index	 INVESTORS UNDERSTAND THAT THEIR PRINCIPAL WILL BE AT MODERATELY HIGH RISK
DSP Liquidity Fund An open ended liquid scheme. A relatively low interest rate risk and moderate credit risk.	This Open Ended Income (Liquid) Scheme is suitable for investors who are seeking* <ul style="list-style-type: none"> Income over a short-term investment horizon Investment in money market and debt securities, with maturity not exceeding 91 days 	 Investors understand that their principal will be at Moderate risk	CRISIL Liquid Debt A-I Index	 INVESTORS UNDERSTAND THAT THEIR PRINCIPAL WILL BE AT LOW TO MODERATE RISK










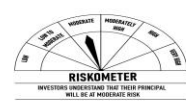










Annexure 6

Scheme Name	Product Suitability	Risk-o-meter of Scheme	Name of the Benchmark	Risk-o-meter of Benchmark
<p>DSP Ultra Short Fund</p> <p>An open ended ultra-short term debt scheme investing in debt and money market securities such that the Macaulay duration of the portfolio is between 3 months and 6 months (please refer page no. 21 under the section "Where will the Scheme invest?" of SID for details on Macaulay's Duration). A relatively low interest rate risk and moderate credit risk.</p>	<p>This Scheme is suitable for investors who are seeking*</p> <ul style="list-style-type: none"> Income over a short-term investment horizon Investment in money market and debt securities 	 <p>Investors understand that their principal will be at Low to Moderate risk</p>	<p>CRISIL Ultra Short Duration Debt A-I Index</p>	 <p>INVESTORS UNDERSTAND THAT THEIR PRINCIPAL WILL BE AT LOW TO MODERATE RISK</p>
<p>DSP Floater Fund</p> <p>An open ended debt scheme predominantly investing in floating rate instruments (including fixed rate instruments converted to floating rate exposures using swaps/ derivatives). A relatively high interest rate risk and relatively low credit risk.</p>	<p>This product is suitable for investors who are seeking*</p> <ul style="list-style-type: none"> To generate regular Income Investment predominantly in floating rate instruments (including fixed rate instruments converted to floating rate exposures) 	 <p>Investors understand that their principal will be at Moderate risk</p>	<p>CRISIL Short Duration Debt A-II Index</p>	 <p>INVESTORS UNDERSTAND THAT THEIR PRINCIPAL WILL BE AT LOW TO MODERATE RISK</p>
<p>DSP Savings Fund</p> <p>An open ended debt scheme investing in money market instruments. A relatively low interest rate risk and moderate credit risk.</p>	<p>This Scheme is suitable for investors who are seeking*</p> <ul style="list-style-type: none"> Income over a short-term investment horizon Investment in money market instruments with maturity less than or equal to 1 year. 	 <p>Investors understand that their principal will be at Moderate risk</p>	<p>CRISIL Money Market A-I Index</p>	 <p>INVESTORS UNDERSTAND THAT THEIR PRINCIPAL WILL BE AT LOW TO MODERATE RISK</p>
<p>DSP Gilt Fund (Erstwhile DSP Government Securities Fund)#</p> <p>An open ended debt scheme investing in government securities across maturity. A relatively high interest rate risk and relatively low credit risk.</p>	<p>This Open Ended Income Scheme is suitable for investors who are seeking*</p> <ul style="list-style-type: none"> Income over a long-term investment horizon Investment in Central government securities <p>#Please refer to Notice cum addendum dated January 11, 2024 for change in fundamental attribute of scheme with effect from February 23, 2024.</p>	 <p>Investors understand that their principal will be at Moderate risk</p>	<p>Crisil Dynamic Gilt Index</p>	 <p>INVESTORS UNDERSTAND THAT THEIR PRINCIPAL WILL BE AT MODERATE RISK</p>
<p>DSP Short Term Fund</p> <p>An open ended short term debt scheme investing in debt and money market securities such that the Macaulay duration of the portfolio is between 1 year and 3 years (please refer page no. 19 under the section "Where will the Scheme invest?" for details on Macaulay's Duration). A moderate interest rate risk and relatively low credit risk</p>	<p>This Scheme is suitable for investors who are seeking*</p> <ul style="list-style-type: none"> Income over a medium-term investment horizon Investment in money market and debt securities 	 <p>Investors understand that their principal will be at Moderate risk</p>	<p>CRISIL Short Duration Debt A-II Index</p>	 <p>INVESTORS UNDERSTAND THAT THEIR PRINCIPAL WILL BE AT LOW TO MODERATE RISK</p>
<p>DSP Banking & PSU Debt Fund</p> <p>An open ended debt scheme predominantly investing in Debt instruments of banks, Public Sector Undertakings, Public Financial Institutions and Municipal Bonds. A relatively high interest rate risk and relatively low credit risk.</p>	<p>This Scheme is suitable for investors who are seeking*</p> <ul style="list-style-type: none"> Income over a short-term investment horizon Investment in money market and debt securities issued by banks and public sector undertakings, public financial institutions and Municipal Bonds 	 <p>Investors understand that their principal will be at Moderate risk</p>	<p>Nifty Banking & PSU Debt Index A-II</p>	 <p>INVESTORS UNDERSTAND THAT THEIR PRINCIPAL WILL BE AT LOW TO MODERATE RISK</p>
<p>DSP Credit Risk Fund</p> <p>An open ended debt scheme predominantly investing in AA and below rated corporate bonds (excluding AA+ rated corporate bonds). A relatively high interest rate risk and relatively high credit risk.</p>	<p>This Scheme is suitable for investors who are seeking*</p> <ul style="list-style-type: none"> Income over a medium-term to long term investment horizon Investment predominantly in corporate bonds which are AA and below rated instruments 	 <p>Investors understand that their principal will be at Moderately High risk</p>	<p>CRISIL Credit Risk Debt B-II Index</p>	 <p>INVESTORS UNDERSTAND THAT THEIR PRINCIPAL WILL BE AT MODERATELY HIGH RISK</p>
<p>DSP Strategic Bond Fund</p> <p>An open ended dynamic debt scheme investing across duration. A relatively high interest rate risk and moderate credit risk.</p>	<p>This Open Ended Income Scheme is suitable for investors who are seeking*</p> <ul style="list-style-type: none"> Income over a medium to long term investment horizon Investment in actively managed portfolio of money market and debt securities 	 <p>Investors understand that their principal will be at Moderate risk</p>	<p>CRISIL Dynamic Bond A-III Index</p>	 <p>INVESTORS UNDERSTAND THAT THEIR PRINCIPAL WILL BE AT MODERATE RISK</p>
<p>DSP Bond Fund</p> <p>An open ended medium term debt scheme investing in debt and money market securities such that the Macaulay duration of the portfolio is between 3 years and 4 years (please refer page no. 33 under the section "Where will the Scheme invest?" for details on Macaulay's Duration). A relatively high interest rate risk and moderate credit risk.</p>	<p>This Scheme is suitable for investors who are seeking*</p> <ul style="list-style-type: none"> Income over a medium-term investment horizon Investment in money market and debt securities 	 <p>Investors understand that their principal will be at Moderate risk</p>	<p>CRISIL Medium Duration Debt A-III Index</p>	 <p>INVESTORS UNDERSTAND THAT THEIR PRINCIPAL WILL BE AT MODERATE RISK</p>












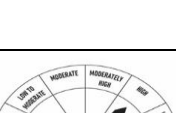



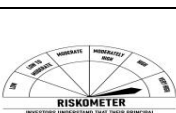


Annexure 6

Scheme Name	Product Suitability	Risk-o-meter of Scheme	Name of the Benchmark	Risk-o-meter of Benchmark
<p>DSP Low Duration Fund</p> <p>An open ended low duration debt scheme investing in debt and money market securities such that the Macaulay duration of the portfolio is between 6 months and 12 months (please refer page no. 20 under the section "Where will the Scheme invest" in the SID for details on Macaulay's Duration). A relatively low interest rate risk and moderate credit risk.</p>	<p>This Scheme is suitable for investors who are seeking*</p> <ul style="list-style-type: none"> Income over a short-term investment horizon. Investments in money market and debt securities 	 <p>Riskometer Investors understand that their principal will be at Low to Moderate risk</p>	NIFTY Low Duration Debt Index A-I	 <p>RISKOMETER INVESTORS UNDERSTAND THAT THEIR PRINCIPAL WILL BE AT LOW TO MODERATE RISK</p>
<p>DSP 10Y G-Sec Fund</p> <p>Open ended debt scheme investing in government securities having a constant maturity of 10 years. A relatively high interest rate risk and relatively low credit risk.</p>	<p>This Scheme is suitable for investors who are seeking*</p> <ul style="list-style-type: none"> Income over a long-term investment horizon Investment in Government securities such that the Macaulay duration of the portfolio is similar to the 10 Years benchmark government security 	 <p>Riskometer Investors understand that their principal will be at Moderate risk</p>	CRISIL 10 Year Gilt Index	 <p>RISKOMETER INVESTORS UNDERSTAND THAT THEIR PRINCIPAL WILL BE AT MODERATE RISK</p>
<p>DSP Corporate Bond Fund</p> <p>An open ended debt scheme predominantly investing in AA+ and above rated corporate bonds. A relatively high interest rate risk and moderate credit risk.</p>	<p>This open ended debt scheme is suitable for investors who are seeking*</p> <ul style="list-style-type: none"> Income over a medium-term to long term investment horizon Investment in money market and debt securities 	 <p>Riskometer Investors understand that their principal will be at Moderate risk</p>	CRISIL Corporate Debt A-II Index	 <p>RISKOMETER INVESTORS UNDERSTAND THAT THEIR PRINCIPAL WILL BE AT LOW TO MODERATE RISK</p>
<p>DSP Overnight Fund</p> <p>An Open Ended Debt Scheme Investing in Overnight Securities. A relatively low interest rate risk and relatively low credit risk.</p>	<p>This open ended debt scheme is suitable for investor who are seeking*</p> <ul style="list-style-type: none"> reasonable returns with high levels of safety and convenience of liquidity over short term Investment in debt and money market instruments having maturity of upto 1 business day 	 <p>Riskometer Investors understand that their principal will be at Low risk</p>	CRISIL Liquid Overnight Index	 <p>RISKOMETER INVESTORS UNDERSTAND THAT THEIR PRINCIPAL WILL BE AT LOW RISK</p>
<p>DSP Nifty 50 Equal Weight ETF</p> <p>An open ended scheme replicating/ tracking NIFTY50 Equal Weight Index</p>	<p>This Product is suitable for investors who are seeking*</p> <ul style="list-style-type: none"> Long-term capital growth Investment in equity and equity related securities covered by NIFTY50 Equal Weight Index, subject to tracking error. 	 <p>Riskometer Investors understand that their principal will be at Very High risk</p>	NIFTY50 Equal Weight TRI	 <p>RISKOMETER INVESTORS UNDERSTAND THAT THEIR PRINCIPAL WILL BE AT VERY HIGH RISK</p>
<p>DSP Nifty 50 ETF</p> <p>An open ended scheme replicating/ tracking Nifty 50 Index</p>	<p>This Product is suitable for investors who are seeking*</p> <ul style="list-style-type: none"> Long-term capital growth Investment in equity and equity related securities covered by Nifty 50 Index, subject to tracking error. 	 <p>Riskometer Investors understand that their principal will be at Very High risk</p>	Nifty 50 TRI	 <p>RISKOMETER INVESTORS UNDERSTAND THAT THEIR PRINCIPAL WILL BE AT VERY HIGH RISK</p>
<p>DSP Nifty Midcap 150 Quality 50 ETF</p> <p>An open ended scheme replicating/ tracking Nifty Midcap 150 Quality 50 Index</p>	<p>This Product is suitable for investors who are seeking*</p> <ul style="list-style-type: none"> Long-term capital growth Investment in equity and equity related securities covered by Nifty Midcap 150 Quality 50 Index, subject to tracking error. 	 <p>Riskometer Investors understand that their principal will be at Very High risk</p>	Nifty Midcap 150 Quality 50 TRI	 <p>RISKOMETER INVESTORS UNDERSTAND THAT THEIR PRINCIPAL WILL BE AT VERY HIGH RISK</p>
<p>DSP Global Innovation Fund of Fund</p> <p>An open ended fund of fund scheme investing in Innovation theme</p>	<p>This open ended Fund of Funds Scheme (Investing In Overseas Fund) is suitable for investors who are seeking*</p> <ul style="list-style-type: none"> Long-term capital growth Investments in units of overseas funds which invest in equity and equity related securities of companies which are forefront in innovation. 	 <p>Riskometer Investors understand that their principal will be at Very High risk</p>	MSCI All Country World Index (ACWI) - Net Total Return	 <p>RISKOMETER INVESTORS UNDERSTAND THAT THEIR PRINCIPAL WILL BE AT VERY HIGH RISK</p>
<p>DSP Nifty SDL Plus G-Sec Jun 2028 30:70 Index Fund</p> <p>An open ended target maturity index fund investing in the constituents of Nifty SDL Plus G-Sec Jun 2028 30:70 Index. A relatively high interest rate risk and relatively low credit risk.</p>	<p>This scheme is suitable for investor who are seeking*</p> <ul style="list-style-type: none"> Income over long term An open ended target maturity index fund that seeks to track the performance of Nifty SDL Plus G-Sec Jun 2028 30:70 Index, subject to tracking error. 	 <p>Riskometer Investors understand that their principal will be at Moderate risk</p>	Nifty SDL Plus G-Sec Jun 2028 30:70 Index	 <p>RISKOMETER INVESTORS UNDERSTAND THAT THEIR PRINCIPAL WILL BE AT MODERATE RISK</p>







Annexure 6

Scheme Name	Product Suitability	Risk-o-meter of Scheme	Name of the Benchmark	Risk-o-meter of Benchmark
DSP FMP Series - 264 - 60M - 17D An Close Ended Debt Scheme seek to generate returns and capital appreciation by investing in a portfolio of Debt and Money Market Securities.	This close ended income scheme is suitable for investor who are seeking* • Income over an investment horizon of 60 months and 17 days • Investments in money market and debt securities with maturities on or before the maturity of the Scheme	 Investors understand that their principal will be at Low to Moderate risk.	CRISIL Medium to Long Term Debt Index	 INVESTORS UNDERSTAND THAT THEIR PRINCIPAL WILL BE AT MODERATE RISK.
DSP Nifty Midcap 150 Quality 50 Index Fund An open ended scheme replicating/ tracking Midcap 150 Quality 50 Index	This product is suitable for investor who are seeking* • Long-term capital growth • Investment in equity and equity related securities covered by Nifty Midcap 150 Quality 50 Index, subject to tracking error.	 Investors understand that their principal will be at Very High risk.	Nifty Midcap 150 Quality 50 TRI	 INVESTORS UNDERSTAND THAT THEIR PRINCIPAL WILL BE AT VERY HIGH RISK.
DSP Silver ETF An open ended exchange traded fund replicating/tracking domestic prices of silver	This product is suitable for investors who are seeking* • Portfolio diversification through asset allocation. • Silver exposure through investment in physical silver	 Investors understand that their principal will be at Very High risk.	Domestic Price of Physical Silver (based on London Bullion Market association (LBMA) Silver daily spot fixing price.)	 INVESTORS UNDERSTAND THAT THEIR PRINCIPAL WILL BE AT VERY HIGH RISK.
DSP Crisil SDL Plus G-Sec Apr 2033 50:50 Index Fund An open ended target maturity index fund investing in the constituents of CRISIL SDL Plus G-Sec Apr 2033 50:50 Index. A relatively high interest rate risk and relatively low credit risk.	This scheme is suitable for investors who are seeking* • Income over long term • An open ended target maturity index fund that seeks to track the performance CRISIL SDL Plus G-Sec Apr 2033 50:50 Index, subject to tracking error.	 Investors understand that their principal will be at Moderate risk.	CRISIL SDL Plus G-Sec Apr 2033 50:50 Index	 INVESTORS UNDERSTAND THAT THEIR PRINCIPAL WILL BE AT MODERATE RISK.
DSP Nifty SDL Plus G-Sec Sep 2027 50:50 Index Fund An open ended target maturity index fund investing in the constituents of Nifty SDL Plus G-Sec Sep 2027 50:50 Index. A relatively high interest rate risk and relatively low credit risk.	This scheme is suitable for investors who are seeking* • Income over long term • An open ended target maturity index fund that seeks to track the performance of Nifty SDL Plus G-Sec Sep 2027 50:50 Index, subject to tracking error.	 Investors understand that their principal will be at Low to Moderate risk.	Nifty SDL Plus G-Sec Sep 2027 50:50 Index	 INVESTORS UNDERSTAND THAT THEIR PRINCIPAL WILL BE AT MODERATE RISK.
DSP NIFTY BANK ETF An open ended scheme replicating/ tracking Nifty Bank Index	This product is suitable for investors who are seeking* • Long-term capital growth • Investment in equity and equity related securities covered by Nifty Bank Index, subject to tracking error.	 Investors understand that their principal will be at Very High risk.	Nifty Bank TRI	 INVESTORS UNDERSTAND THAT THEIR PRINCIPAL WILL BE AT VERY HIGH RISK.
DSP FMP Series 267 - 1246 Days A Close Ended Debt Scheme , A Relatively High Interest Rate Risk and Relatively Low Credit Risk	This close ended debt scheme is suitable for investor who are seeking* • Income over an investment horizon of 1246 days • Investments in money market and debt securities with maturities on or before the maturity of the Scheme	 Investors understand that their principal will be at Low to Moderate risk.	CRISIL Medium Duration Debt A-III Index	 INVESTORS UNDERSTAND THAT THEIR PRINCIPAL WILL BE AT MODERATE RISK.
DSP FMP Series 268 - 1281 Days A Close Ended Debt Scheme , A Relatively High Interest Rate Risk and Relatively Low Credit Risk	This close ended debt scheme is suitable for investor who are seeking* • Income over an investment horizon of 1281 days • Investments in money market and debt securities with maturities on or before the maturity of the Scheme	 Investors understand that their principal will be at Low to Moderate risk.	CRISIL Medium Duration Debt A-III Index	 INVESTORS UNDERSTAND THAT THEIR PRINCIPAL WILL BE AT MODERATE RISK.
DSP FMP Series 270 - 1144 Days A Close Ended Debt Scheme , A relatively high interest rate risk and relatively low credit risk	This close ended debt scheme is suitable for investor who are seeking* • Income over an investment horizon of 1144 days • Investments in money market and debt securities with maturities on or before the maturity of the Scheme	 Investors understand that their principal will be at Low to Moderate risk.	CRISIL Medium Duration Debt A-III Index	 INVESTORS UNDERSTAND THAT THEIR PRINCIPAL WILL BE AT MODERATE RISK.
DSP Gold ETF An open ended exchange traded fund replicating/tracking domestic prices of Gold	This product is suitable for investors who are seeking* • Capital appreciation over long term. • Investment in gold in order to generate returns similar to the performance of gold, subject to tracking error	 Investors understand that their principal will be at High risk.	Domestic Price of Physical Gold (based on London Bullion Market Association (LBMA) gold daily spot fixing price)	 INVESTORS UNDERSTAND THAT THEIR PRINCIPAL WILL BE AT HIGH RISK.

Annexure 6

Scheme Name	Product Suitability	Risk-o-meter of Scheme	Name of the Benchmark	Risk-o-meter of Benchmark
DSP NIFTY IT ETF An open ended scheme replicating/ tracking Nifty IT Index	This product is suitable for investors who are seeking* • Long-term capital growth • Investment in equity and equity related securities covered by Nifty IT Index, subject to tracking error.	 Investors understand that their principal will be at Very High risk	Nifty IT TRI	 INVESTORS UNDERSTAND THAT THEIR PRINCIPAL WILL BE AT VERY HIGH RISK
DSP S&P BSE SENSEX ETF An open ended scheme replicating/ tracking S&P BSE Sensex Index	This product is suitable for investors who are seeking* • Long-term capital growth • Investment in equity and equity related securities covered by S&P BSE Sensex Index, subject to tracking error.	 Investors understand that their principal will be at Very High risk	S&P BSE Sensex TRI	 INVESTORS UNDERSTAND THAT THEIR PRINCIPAL WILL BE AT VERY HIGH RISK
DSP NIFTY PSU BANK ETF An open ended scheme replicating/ tracking Nifty PSU Bank Index	This product is suitable for investors who are seeking* • Long-term capital growth • Investment in equity and equity related securities covered by Nifty PSU Bank Index, subject to tracking error.	 Investors understand that their principal will be at Very High risk	Nifty PSU Bank TRI	 INVESTORS UNDERSTAND THAT THEIR PRINCIPAL WILL BE AT VERY HIGH RISK
DSP NIFTY PRIVATE BANK ETF An open ended scheme replicating/ tracking Nifty Private Bank Index	This product is suitable for investors who are seeking* • Long-term capital growth • Investment in equity and equity related securities covered by Nifty Private Bank Index, subject to tracking error.	 Investors understand that their principal will be at Very High risk	Nifty Private Bank TRI	 INVESTORS UNDERSTAND THAT THEIR PRINCIPAL WILL BE AT VERY HIGH RISK
DSP Multi Asset Allocation Fund An open ended scheme investing in equity/equity related securities, debt/ money market instruments, commodity ETFs, exchange traded commodity derivatives and overseas securities	This scheme is suitable for investors who are seeking* • Long-term capital growth • Investment in a multi asset allocation fund with investments across equity and equity related securities, debt and money market instruments, commodity ETFs, exchange traded commodity derivatives, overseas securities and other permitted instruments	 Investors understand that their principal will be at Very High risk	40% NIFTY500 TRI + 20% NIFTY Composite Debt Index + 15% Domestic Price of Physical Gold (based on London Bullion Market Association (LBMA) gold daily spot fixing price) + 5% iCOMDEX Composite Index + 20% MSCI World Index	 INVESTORS UNDERSTAND THAT THEIR PRINCIPAL WILL BE AT VERY HIGH RISK
DSP Gold ETF Fund of Fund An open ended fund of fund scheme investing in DSP Gold ETF	This open ended Fund of Fund Scheme is suitable for investors who are seeking* • Long-term capital growth • Investments in units of DSP Gold ETF which in turn invest in Physical Gold	 Investors understand that their principal will be at High risk	Domestic Price of Physical Gold (based on London Bullion Market Association (LBMA) gold daily spot fixing price)	 INVESTORS UNDERSTAND THAT THEIR PRINCIPAL WILL BE AT HIGH RISK
DSP Banking & Financial Services Fund An open ended equity scheme investing in banking and financial services sector	This scheme is suitable for investors who are seeking* • Long-term capital growth • Investment in equity and equity related securities of banking and financial services companies	 Investors understand that their principal will be at Very High risk	Nifty Financial Services TRI	 INVESTORS UNDERSTAND THAT THEIR PRINCIPAL WILL BE AT VERY HIGH RISK
DSP Nifty Smallcap250 Quality 50 Index Fund An open ended scheme replicating/ tracking Nifty Smallcap250 Quality 50 Index	This product is suitable for investors who are seeking* • Long-term capital growth • Investment in equity and equity related securities covered by Nifty Smallcap250 Quality 50 Index, subject to tracking error.	 Investors understand that their principal will be at Very High risk	Nifty Smallcap250 Quality 50 TRI	 INVESTORS UNDERSTAND THAT THEIR PRINCIPAL WILL BE AT VERY HIGH RISK
DSP Multicap Fund An open ended equity scheme investing across large cap, mid cap, small cap stocks	This scheme is suitable for investors who are seeking* • Long term capital growth • Investment in equity and equity related securities of large cap, mid cap, small cap companies	 Investors understand that their principal will be at Very High risk	Nifty 500 Multicap 50:25:25 TRI	 INVESTORS UNDERSTAND THAT THEIR PRINCIPAL WILL BE AT VERY HIGH RISK

Annexure 6

Scheme Name	Product Suitability	Risk-o-meter of Scheme	Name of the Benchmark	Risk-o-meter of Benchmark
DSP Nifty Healthcare ETF An open ended scheme replicating/ tracking Nifty Healthcare Index	This product is suitable for investors who are seeking* <ul style="list-style-type: none"> • Long-term capital growth • Investment in equity and equity related securities covered by Nifty Healthcare Index, subject to tracking error. 	 Investors understand that their principal will be at Very High risk	Nifty Healthcare TRI	 INVESTORS UNDERSTAND THAT THEIR PRINCIPAL WILL BE AT VERY HIGH RISK
DSP US Treasury Fund of Fund An open ended fund of funds scheme investing in units of ETFs and/or Funds focused on US Treasury Bonds	This scheme is suitable for investors who are seeking* <ul style="list-style-type: none"> • Long term capital appreciation • To generate income by investing in units of ETFs and/or Funds focused on US Treasury Bonds 	 Investors understand that their principal will be at Very High risk	S&P U.S. Treasury Bond Index	 INVESTORS UNDERSTAND THAT THEIR PRINCIPAL WILL BE AT VERY HIGH RISK
DSP S&P BSE Liquid Rate ETF An open ended scheme replicating/ tracking S&P BSE Liquid Rate Index. A relatively low interest rate risk and relatively low credit risk	This Product is suitable for investor who are seeking* <ul style="list-style-type: none"> • Current income with high degree of liquidity • Investment in Tri-Party REPO, Repo in Government Securities, Reverse Repo and similar other overnight instruments 	 Investors understand that their principal will be at Low risk	S&P BSE Liquid Rate Index	 INVESTORS UNDERSTAND THAT THEIR PRINCIPAL WILL BE AT LOW RISK

DISCLAIMERS:

NSE Disclaimer: It is to be distinctly understood that the permission given by NSE should not in any way be deemed or construed that the Scheme Information Document has been cleared or approved by NSE nor does it certify the correctness or completeness of any of the contents of the Draft Scheme Information Document. The investors are advised to refer to the Scheme Information Document for the full text of the 'Disclaimer Clause of NSE'.

BSE Disclaimer: It is to be distinctly understood that the permission given by BSE Limited should not in any way be deemed or construed that the SID has been cleared or approved by BSE Limited nor does it certify the correctness or completeness of any of the contents of the SID. The investors are advised to refer to the SID for the full text of the 'Disclaimer clause of the BSE Limited'.

Other Disclaimers:

Mutual Fund is sponsored by DSP ADIKO Holdings Private Limited & DSP HMK Holdings Private Limited. DSP ADIKO Holdings Private Limited & DSP HMK Holdings Private Limited are the Settlers of the Mutual Fund trust. The Settlers have entrusted a sum of Rs. 1 lakh to the Trustee as the initial contribution towards the corpus of the Mutual Fund. DSP Trustee Private Limited ('Trustee'), through its Board of Directors, shall discharge its obligations as trustee to the Mutual Fund.

Past performance may or may not be sustained in future and should not be used as a basis for comparison with other investments. There is no assurance of any returns/capital protection/capital guarantee to the investors in the schemes of DSP Mutual Fund.

Investors are advised to consult their own legal, tax and financial advisors to determine possible tax, legal and other financial implication or consequence of subscribing to the units of the schemes of the DSP Mutual Fund.

For scheme specific risk factors, asset allocation details, load structure, investment objective and more details, please read the Scheme Information Document and Key Information Memorandum of the schemes available at the Investor Service Centers of the AMC and also available on www.dspim.com.

Mutual Fund investments are subject to market risks, read all scheme related documents carefully.